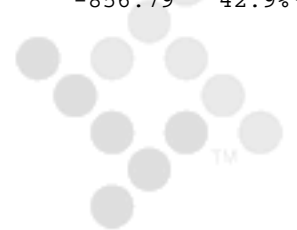


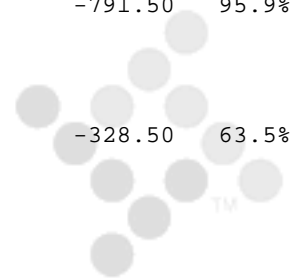
FOR 2010 07

ACCOUNTS FOR: 1000	GENERAL FUND	ORIGINAL APPROP	REVISED BUDGET	YTD ACTUAL	MTD ACTUAL	ENCUMBRANCES	AVAILABLE BUDGET	PCT USED
0000								
3133	333000	FED PILOT	-7,000	-7,000	.00	.00	-7,000.00	.00%
3141	311110	UTILITY TX	-6,755,995	-7,326,857	-7,190,225.59	61,871.73	-136,631.41	98.1%
3141	311120	TIMBER	-50,000	-50,000	-30,541.54	-11,585.95	-19,458.46	61.1%
3141	311190	OTHER TAX	-2,365,000	-2,365,000	-2,267,235.32	-135,225.48	-97,764.68	95.9%
3141	311200	PRIOR TAX	-110,000	-110,000	-251,767.44	-211,335.86	141,767.44	228.9%
3141	311310	MV TAXES	-306,000	-306,000	-189,239.37	-61,610.02	-116,760.63	61.8%
3141	311320	MH TAXES	-52,000	-52,000	-11,004.06	-6,871.70	-40,995.94	21.2%*
3141	311340	INTANG TAX	-66,000	-66,000	-41,323.68	-8,018.85	-24,676.32	62.6%
3141	311350	RAILROAD	-11,000	-11,000	-13,429.27	.00	2,429.27	122.1%
3141	311500	NOT IN DGS	-453,969	0	-570.52	-570.52	570.52	100.0%*
3141	311600	RE TRANSFR	-30,000	-30,000	-14,101.43	-7,223.45	-15,898.57	47.0%*
3141	311750	CABLE FEES	-30,000	-30,000	-15,265.04	.00	-14,734.96	50.9%*
3141	313100	LOST	-2,300,000	-2,300,000	-1,907,657.78	-184,814.69	-392,342.22	82.9%
3141	314200	ALCOHOL TX	-51,000	-51,000	-30,639.75	-5,266.06	-20,360.25	60.1%
3141	316200	INS PR TAX	-710,000	-710,000	-700,246.25	.00	-9,753.75	98.6%
3141	316300	BANK TAXES	-32,000	-32,000	-36,353.71	.00	4,353.71	113.6%
3141	319000	PNLTY INT	-180,000	-180,000	-88,551.15	-35,247.23	-91,448.85	49.2%*
3141	321100	BEER & WIN	-3,700	-3,700	-5,875.00	-150.00	2,175.00	158.8%
3141	323100	BLDG PRMTS	-56,000	-56,000	-71,567.00	-6,326.00	15,567.00	127.8%
3141	331003	FED-NRCS	-12,600	-12,600	-6,476.97	.00	-6,123.03	51.4%*
3141	331004	FED-SRCITI	-119,000	-119,000	-69,427.62	-8,732.75	-49,572.38	58.3%
3141	334005	STGRT-SRCI	-3,000	-3,000	-3,539.38	-446.25	539.38	118.0%
3141	334111	IND DEF GR	-10,000	-10,000	-7,219.35	-618.50	-2,780.65	72.2%
3141	334112	JUV JUDGE	-21,500	-21,500	-16,125.00	.00	-5,375.00	75.0%
3141	341100	CT COST FE	-40,000	-40,000	-25,775.05	-4,930.00	-14,224.95	64.4%
3141	341200	RECORDING	-60,000	-60,000	-30,950.50	-4,926.00	-29,049.50	51.6%*
3141	341600	TAG COL FE	-30,000	-30,000	-19,337.00	-5,790.50	-10,663.00	64.5%
3141	341910	QUALIFYING	-1,000	-1,000	.00	.00	-1,000.00	.00%
3141	341930	LIST/MAPS	-1,000	-1,000	-747.65	.00	-252.35	74.8%
3141	341940	COMM ON TX	-550,000	-550,000	-521,704.11	9,586.53	-28,295.89	94.9%
3141	351110	SUP CT FIN	-60,000	-60,000	-20,999.05	-3,882.26	-39,000.95	35.0%*
3141	351120	ST CT FINE	-240,000	-240,000	-132,909.92	-29,482.42	-107,090.08	55.4%*
3141	351130	MAG CT FIN	-70,000	-70,000	-36,120.94	-5,550.68	-33,879.06	51.6%*
3141	351150	PRO CT FIN	-20,000	-20,000	-14,862.15	-4,663.85	-5,137.85	74.3%
3141	351160	JUV CT FIN	-300	-300	-710.59	.00	410.59	236.9%
3141	361000	INTEREST	-60,000	-60,000	-1,667.74	-1,412.23	-58,332.26	2.8%*
3141	371001	DONAT-SRCI	0	0	-310.65	-1.75	310.65	100.0%
3141	389000	MISC REV	-50,000	-50,000	-23,660.28	-2,679.62	-26,339.72	47.3%*
3141	391230	TRN FR CPF	-1,846,076	-1,846,076	.00	.00	-1,846,076.00	.00%
3141	391273	TFR HOTEL	-1,500	-1,500	-643.21	-13.96	-856.79	42.9%*



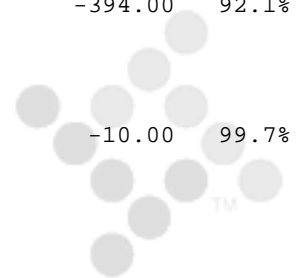
FOR 2010 07

ACCOUNTS FOR: 1000	GENERAL FUND	ORIGINAL APPROP	REVISED BUDGET	YTD ACTUAL	MTD ACTUAL	ENCUMBRANCES	AVAILABLE BUDGET	PCT USED
3141	392000 SALE OF PR	0	0	-53,200.00	.00	.00	53,200.00	100.0%
3142	342000 PUBLIC SFT	-500	-500	-400.00	.00	.00	-100.00	80.0%
3142	342100 SHRF SVCS	-25,000	-25,000	-16,207.50	-3,691.00	.00	-8,792.50	64.8%
3142	342310 FINGERPRTN	-3,000	-3,000	-2,360.00	-770.00	.00	-640.00	78.7%
3142	342320 INMATE MED	-1,000	-1,000	.00	.00	.00	-1,000.00	.0%*
3142	342330 HOUSING PR	-60,000	-60,000	-59,358.50	-13,887.19	.00	-641.50	98.9%
3147	347200 REC FEES	0	0	-108.00	-108.00	.00	108.00	100.0%
3147	347910 RENTALS	-30,000	-30,000	-22,258.31	-3,769.33	.00	-7,741.69	74.2%
TOTAL UNDEFINED PROJECT		-16,885,140	-17,002,033	-13,952,673.37	-698,143.84	.00	-3,049,359.63	82.1%
<hr/>								
6301 ADULT BASKETBALL								
<hr/>								
3147	347200 6301 B-BALL REV	-4,000	-4,000	-2,620.00	.00	.00	-1,380.00	65.5%
TOTAL ADULT BASKETBALL		-4,000	-4,000	-2,620.00	.00	.00	-1,380.00	65.5%
<hr/>								
6302 PROGRAMMING								
<hr/>								
3147	347200 6302 REC FEES	-1,000	-1,000	-778.00	-185.00	.00	-222.00	77.8%
TOTAL PROGRAMMING		-1,000	-1,000	-778.00	-185.00	.00	-222.00	77.8%
<hr/>								
6304 ARCHERY								
<hr/>								
3147	347200 6304 REC FEES	-900	-900	-510.00	-30.00	.00	-390.00	56.7%*
TOTAL ARCHERY		-900	-900	-510.00	-30.00	.00	-390.00	56.7%
<hr/>								
6305 BASEBALL								
<hr/>								
3147	347200 6305 REC FEES	-19,500	-19,500	-18,708.50	213.50	.00	-791.50	95.9%
TOTAL BASEBALL		-19,500	-19,500	-18,708.50	213.50	.00	-791.50	95.9%
<hr/>								
6307 CERAMICS								
<hr/>								
3147	347200 6307 REC FEES	-900	-900	-571.50	-50.00	.00	-328.50	63.5%



FOR 2010 07

ACCOUNTS FOR: 1000	GENERAL FUND	ORIGINAL APPROP	REVISED BUDGET	YTD ACTUAL	MTD ACTUAL	ENCUMBRANCES	AVAILABLE BUDGET	PCT USED
	TOTAL CERAMICS	-900	-900	-571.50	-50.00	.00	-328.50	63.5%
<hr/>								
6308	CHEERLEADING							
3147 347200 6308	REC FEES	-2,100	-2,100	-424.00	.00	.00	-1,676.00	20.2%*
	TOTAL CHEERLEADING	-2,100	-2,100	-424.00	.00	.00	-1,676.00	20.2%
<hr/>								
6309	FOOTBALL							
3147 347200 6309	REC FEES	-10,000	-10,000	-1,427.50	.00	.00	-8,572.50	14.3%*
	TOTAL FOOTBALL	-10,000	-10,000	-1,427.50	.00	.00	-8,572.50	14.3%
<hr/>								
6310	SOCCER							
3147 347200 6310	REC FEES	-1,500	-1,500	-2,460.50	.00	.00	960.50	164.0%
	TOTAL SOCCER	-1,500	-1,500	-2,460.50	.00	.00	960.50	164.0%
<hr/>								
6311	TENNIS							
3147 347200 6311	REC FEES	-1,000	-1,000	-486.00	.00	.00	-514.00	48.6%*
	TOTAL TENNIS	-1,000	-1,000	-486.00	.00	.00	-514.00	48.6%
<hr/>								
6312	YOUTH BASKETBALL							
3147 347200 6312	REC FEES	-5,000	-5,000	-4,606.00	.00	.00	-394.00	92.1%
	TOTAL YOUTH BASKETBALL	-5,000	-5,000	-4,606.00	.00	.00	-394.00	92.1%
<hr/>								
6314	PLAY LOT							
3147 347200 6314	REC FEES	-3,000	-3,000	-2,990.00	-870.00	.00	-10.00	99.7%



FOR 2010 07

ACCOUNTS FOR: 1000 GENERAL FUND	ORIGINAL APPROP	REVISED BUDGET	YTD ACTUAL	MTD ACTUAL	ENCUMBRANCES	AVAILABLE BUDGET	PCT USED
TOTAL PLAY LOT	-3,000	-3,000	-2,990.00	-870.00	.00	-10.00	99.7%
<hr/> 6315 FACILITY RENTALS							
3147 347200 6315 REC FEES	-1,500	-1,500	-825.00	-425.00	.00	-675.00	55.0%*
TOTAL FACILITY RENTALS	-1,500	-1,500	-825.00	-425.00	.00	-675.00	55.0%
<hr/> 6316 CONCESSIONS							
3147 347200 6316 REC FEES	-9,000	-9,000	-9,210.24	-1,677.79	.00	210.24	102.3%
TOTAL CONCESSIONS	-9,000	-9,000	-9,210.24	-1,677.79	.00	210.24	102.3%
<hr/> 6317 SPECIAL ACTIVITIES							
3147 347200 6317 REC FEES	-2,000	-2,000	-1,684.26	-1,531.79	.00	-315.74	84.2%
TOTAL SPECIAL ACTIVITIES	-2,000	-2,000	-1,684.26	-1,531.79	.00	-315.74	84.2%
TOTAL	-16,946,540	-17,063,433	-13,999,974.87	-702,699.92	.00	-3,063,458.13	82.0%




09/09/2010 15:40
merv

Burke County, Georgia
YEAR-TO-DATE BUDGET REPORT

PG 5
glytbdud

FOR 2010 07

ACCOUNTS FOR: 1000	GENERAL FUND	ORIGINAL APPROP	REVISED BUDGET	YTD ACTUAL	MTD ACTUAL	ENCUMBRANCES	AVAILABLE BUDGET	PCT USED
4010 ADMINISTRATION								
4011100	511100 REG SALARY	36,000	36,000	24,074.89	.00	.00	11,925.11	66.9%*
4011100	512200 FICA	2,600	2,600	1,402.52	.00	.00	1,197.48	53.9%
4011100	512300 MEDICARE	600	600	328.09	.00	.00	271.91	54.7%
4011100	512400 RETIREMENT	3,500	3,500	2,166.71	.00	.00	1,333.29	61.9%*
4011100	512700 WC INS	120	120	60.65	.00	.00	59.35	50.5%
4011100	523400 PRINTING	0	0	175.00	.00	.00	-175.00	100.0%*
4011100	523500 TRAVEL	6,000	4,800	5,073.26	2,377.75	.00	-273.26	105.7%*
4011100	523600 DUES/FEES	500	500	.00	.00	.00	500.00	.0%
4011100	523700 TRAINING	5,000	4,000	1,920.00	.00	.00	2,080.00	48.0%
4011100	531100 SUPPLIES	200	200	32.50	.00	.00	167.50	16.3%
4011100	531300 FOOD	500	500	200.00	.00	.00	300.00	40.0%
4011300	511100 REG SALARY	176,479	176,479	110,136.63	13,599.06	.00	66,342.37	62.4%*
4011300	512101 BCBS	21,000	21,000	7,703.84	962.98	.00	13,296.16	36.7%
4011300	512102 GG LIFE	1,400	1,400	620.06	88.58	.00	779.94	44.3%
4011300	512200 FICA	12,000	12,000	6,589.09	813.22	.00	5,410.91	54.9%
4011300	512300 MEDICARE	27,000	27,000	1,540.96	190.18	.00	25,459.04	5.7%
4011300	512400 RETIREMENT	18,000	18,000	9,912.33	1,223.92	.00	8,087.67	55.1%
4011300	512700 WC INS	800	800	459.66	66.64	.00	340.34	57.5%
4011300	521300 DRUG TESTS	7,000	7,000	2,523.50	907.75	4,476.50	.00	100.0%*
4011300	522200 REPAIRS	35,000	35,000	18,824.30	2,585.59	.00	16,175.70	53.8%
4011300	522300 LEASES	3,600	3,600	2,504.86	235.50	1,125.14	-30.00	100.8%*
4011300	523200 COMMUNICAT	10,000	10,000	2,964.78	208.08	.00	7,035.22	29.6%
4011300	523300 ADS	2,500	2,500	850.85	.00	99.00	1,550.15	38.0%
4011300	523400 PRINTING	1,500	1,500	.00	.00	.00	1,500.00	.0%
4011300	523500 TRAVEL	500	400	769.54	71.64	185.00	-554.54	238.6%*
4011300	523600 DUES/FEES	1,700	1,700	82.00	.00	.00	1,618.00	4.8%
4011300	523700 TRAINING	1,000	800	295.00	.00	.00	505.00	36.9%
4011300	531100 SUPPLIES	7,000	5,900	2,561.77	226.38	2,150.93	1,187.30	79.9%*
4011300	531107 CENSUS	0	1,100	647.85	.00	.00	452.15	58.9%*
4011300	531270 FUEL	600	600	497.94	132.19	.00	102.06	83.0%
4011300	531300 FOOD	200	200	659.20	.00	.00	-459.20	329.6%*
4011300	531600 SM EQUIPMT	0	0	199.99	.00	.00	-199.99	100.0%*
4011300	542000 EQUIPMENT	8,000	8,000	.00	.00	13,469.00	-5,469.00	168.4%*
4011300	611003 TRANS FF	817,731	852,231	497,134.75	71,019.25	.00	355,096.25	58.3%
4011300	611005 TRANS SWF	1,031,214	1,031,214	697,183.77	117,136.31	.00	334,030.23	67.6%*
4011300	611006 TRANS TF	127,484	127,484	10,088.88	10,088.88	.00	117,395.12	7.9%
4011300	611010 TRANS CPF	1,501,076	1,501,076	.00	.00	.00	1,501,076.00	.0%
4011510	582300 INTEREST	24,000	24,000	21,090.23	.00	.00	2,909.77	87.9%*
4011530	521200 PROF SCVS	20,000	20,000	12,606.00	6,184.37	7,394.00	.00	100.0%*
4011535	521300 TECH SCVS	45,000	45,000	24,351.84	105.00	75.00	20,573.16	54.3%



09/09/2010 15:40
merv

Burke County, Georgia
YEAR-TO-DATE BUDGET REPORT

PG 6
glytdbud

FOR 2010 07

ACCOUNTS FOR: 1000	FOR: GENERAL FUND	ORIGINAL APPROP	REVISED BUDGET	YTD ACTUAL	MTD ACTUAL	ENCUMBRANCES	AVAILABLE BUDGET	PCT USED
4011555	512600 UNEMPLOYME	4,000	4,000	6,825.00	.00	.00	-2,825.00	170.6%*
4011555	523100 INSURANCE	300,000	300,000	280,590.61	.00	.00	19,409.39	93.5%*
4011560	521200 PROF SCVS	34,000	34,000	28,100.00	.00	4,900.00	1,000.00	97.1%*
4011595	523600 DUES/FEES	0	3,300	3,299.00	.00	.00	1.00	100.0%
TOTAL UNDEFINED PROJECT		4,294,804	4,330,104	1,787,047.85	228,223.27	33,874.57	2,509,181.58	42.1%
TOTAL ADMINISTRATION		4,294,804	4,330,104	1,787,047.85	228,223.27	33,874.57	2,509,181.58	42.1%





09/09/2010 15:40
merv

Burke County, Georgia
YEAR-TO-DATE BUDGET REPORT

PG 7
glytdbud

FOR 2010 07

ACCOUNTS FOR: 1000	GENERAL FUND	ORIGINAL APPROP	REVISED BUDGET	YTD ACTUAL	MTD ACTUAL	ENCUMBRANCES	AVAILABLE BUDGET	PCT USED
4050 AIRPORT								
4057563	521300 TECH SCVS	500	500	.00	.00	.00	500.00	.0%
4057563	522200 REPAIRS	8,000	8,000	2,019.72	181.09	4,180.00	1,800.28	77.5%*
4057563	523200 COMMUNICAT	300	300	83.95	5.55	.00	216.05	28.0%
4057563	523500 TRAVEL	500	500	.00	.00	.00	500.00	.0%
4057563	523700 TRAINING	200	200	.00	.00	.00	200.00	.0%
4057563	531100 SUPPLIES	700	700	.00	.00	.00	700.00	.0%
4057563	531230 ELECTRIC	5,500	5,500	2,712.58	352.94	.00	2,787.42	49.3%
4057563	611010 TRANS CPF	106,415	106,415	104,105.47	104,105.47	.00	2,309.53	97.8%*
TOTAL UNDEFINED PROJECT		122,115	122,115	108,921.72	104,645.05	4,180.00	9,013.28	92.6%
TOTAL AIRPORT		122,115	122,115	108,921.72	104,645.05	4,180.00	9,013.28	92.6%



09/09/2010 15:40
merv

Burke County, Georgia
YEAR-TO-DATE BUDGET REPORT

PG 8
glytbdud

FOR 2010 07

ACCOUNTS FOR: 1000	FOR: GENERAL FUND	ORIGINAL APPROP	REVISED BUDGET	YTD ACTUAL	MTD ACTUAL	ENCUMBRANCES	AVAILABLE BUDGET	PCT USED
4070 ANIMAL CONTROL								
4073910	521200 PROF SCVS	5,000	5,000	295.48	.00	.00	4,704.52	5.9%
4073910	523850 CNTRCT LAB	15,000	15,000	.00	.00	.00	15,000.00	.0%
	TOTAL UNDEFINED PROJECT	20,000	20,000	295.48	.00	.00	19,704.52	1.5%
	TOTAL ANIMAL CONTROL	20,000	20,000	295.48	.00	.00	19,704.52	1.5%



09/09/2010 15:40
merv

Burke County, Georgia
YEAR-TO-DATE BUDGET REPORT

PG 9
glytdbud

FOR 2010 07

ACCOUNTS FOR: 1000 GENERAL FUND	ORIGINAL APPROP	REVISED BUDGET	YTD ACTUAL	MTD ACTUAL	ENCUMBRANCES	AVAILABLE BUDGET	PCT USED
4080 ARCHIVES							
4081580 521300 TECH SCVS	1,000	1,000	.00	.00	.00	1,000.00	.0%
4081580 522200 REPAIRS	500	500	.00	.00	.00	500.00	.0%
4081580 531100 SUPPLIES	1,000	1,000	.00	.00	.00	1,000.00	.0%
4081580 531210 WATER	600	600	55.26	9.36	.00	544.74	9.2%
4081580 531230 ELECTRIC	12,000	12,000	1,029.79	158.75	.00	10,970.21	8.6%
4081580 531600 SM EQUIPMT	3,000	3,000	.00	.00	.00	3,000.00	.0%
4081580 611011 TRANS SGF	0	0	59.83	.00	.00	-59.83	100.0%*
TOTAL UNDEFINED PROJECT	18,100	18,100	1,144.88	168.11	.00	16,955.12	6.3%
TOTAL ARCHIVES	18,100	18,100	1,144.88	168.11	.00	16,955.12	6.3%



09/09/2010 15:40
merv

Burke County, Georgia
YEAR-TO-DATE BUDGET REPORT

PG 10
glytdbud

FOR 2010 07

ACCOUNTS FOR: 1000	GENERAL FUND	ORIGINAL APPROP	REVISED BUDGET	YTD ACTUAL	MTD ACTUAL	ENCUMBRANCES	AVAILABLE BUDGET	PCT USED
4100 BOARD OF ELECTIONS								
4101400	511100	67,159	67,159	40,558.20	6,058.20	.00	26,600.80	60.4%*
4101400	511200	6,000	6,000	.00	.00	.00	6,000.00	.0%
4101400	511300	1,000	1,000	.00	.00	.00	1,000.00	.0%
4101400	512101	14,500	14,500	9,494.24	1,186.78	.00	5,005.76	65.5%*
4101400	512102	500	500	208.60	29.80	.00	291.40	41.7%
4101400	512200	4,800	4,800	2,229.46	339.96	.00	2,570.54	46.4%
4101400	512300	950	950	521.48	79.53	.00	428.52	54.9%
4101400	512400	6,500	6,500	3,365.39	397.55	.00	3,134.61	51.8%
4101400	512700	400	400	198.70	29.69	.00	201.30	49.7%
4101400	521200	1,000	1,000	1,067.50	1,067.50	.00	-67.50	106.8%*
4101400	521300	15,000	15,000	540.00	-420.00	.00	14,460.00	3.6%
4101400	522200	22,000	22,000	15,034.24	805.83	.00	6,965.76	68.3%*
4101400	522300	600	600	.00	.00	.00	600.00	.0%
4101400	523200	2,500	2,500	661.47	13.27	.00	1,838.53	26.5%
4101400	523300	500	500	-422.20	.00	480.00	442.20	11.6%
4101400	523400	5,000	5,000	.00	.00	3,933.37	1,066.63	78.7%*
4101400	523500	4,500	3,600	2,311.97	2,142.73	.00	1,288.03	64.2%*
4101400	523600	350	350	210.00	210.00	.00	140.00	60.0%*
4101400	523700	4,000	3,200	2,160.00	2,160.00	.00	1,040.00	67.5%*
4101400	523850	12,500	12,500	4.00	184.00	.00	12,496.00	.0%
4101400	531100	2,000	2,000	169.98	62.87	658.78	1,171.24	41.4%*
4101400	531600	1,000	1,000	615.00	.00	.00	385.00	61.5%*
TOTAL UNDEFINED PROJECT		172,759	171,059	78,928.03	14,347.71	5,072.15	87,058.82	49.1%
TOTAL BOARD OF ELECTIONS		172,759	171,059	78,928.03	14,347.71	5,072.15	87,058.82	49.1%



09/09/2010 15:40
merv

Burke County, Georgia
YEAR-TO-DATE BUDGET REPORT

PG 11
glytbdud

FOR 2010 07

ACCOUNTS FOR: 1000	GENERAL FUND	ORIGINAL APPROP	REVISED BUDGET	YTD ACTUAL	MTD ACTUAL	ENCUMBRANCES	AVAILABLE BUDGET	PCT USED
4280 BURKE COUNTY JAIL								
4283326	511100 REG SALARY	926,464	926,464	570,703.02	66,643.21	.00	355,760.98	61.6%*
4283326	511300 OVERTIME	200,000	200,000	99,065.70	12,295.23	.00	100,934.30	49.5%
4283326	512101 BCBS	115,000	115,000	75,248.35	9,003.73	.00	39,751.65	65.4%*
4283326	512102 GG LIFE	8,500	8,500	3,103.14	426.49	.00	5,396.86	36.5%
4283326	512200 FICA	70,000	70,000	39,331.27	4,633.96	.00	30,668.73	56.2%
4283326	512300 MEDICARE	16,000	16,000	9,198.58	1,083.76	.00	6,801.42	57.5%
4283326	512400 RETIREMENT	85,000	85,000	47,135.59	5,362.97	.00	37,864.41	55.5%
4283326	512700 WC INS	25,000	25,000	15,548.69	1,824.83	.00	9,451.31	62.2%*
4283326	521200 PROF SCVS	70,000	70,000	33,568.66	549.00	3,122.50	33,308.84	52.4%
4283326	521300 TECH SCVS	7,000	7,000	4,925.00	.00	.00	2,075.00	70.4%*
4283326	522200 REPAIRS	50,000	50,000	22,713.09	1,665.33	17,801.86	9,485.05	81.0%*
4283326	522300 LEASES	2,000	2,000	973.00	.00	827.00	200.00	90.0%*
4283326	523200 COMMUNICAT	12,000	12,000	7,691.91	689.37	1,978.44	2,329.65	80.6%*
4283326	523500 TRAVEL	500	500	586.60	122.60	.00	-86.60	117.3%*
4283326	523600 DUES/FEES	0	0	31.00	.00	.00	-31.00	100.0%*
4283326	523700 TRAINING	500	500	250.00	.00	30.00	220.00	56.0%
4283326	531100 SUPPLIES	50,000	50,000	21,232.14	1,954.92	18,036.14	10,731.72	78.5%*
4283326	531101 UNIFORMS	17,000	17,000	6,725.32	737.34	7,243.36	3,031.32	82.2%*
4283326	531102 MEDICAL	50,000	50,000	14,882.18	.00	.00	35,117.82	29.8%
4283326	531210 WATER	40,000	40,000	21,069.48	4,063.68	.00	18,930.52	52.7%
4283326	531220 NAT GAS	20,000	20,000	10,270.08	2,056.69	.00	9,729.92	51.4%
4283326	531230 ELECTRIC	90,000	90,000	42,440.47	5,811.22	.00	47,559.53	47.2%
4283326	531300 FOOD	220,000	220,000	126,784.45	16,866.01	93,022.91	192.64	99.9%*
4283326	531600 SM EQUIPMT	0	0	9,238.51	3,788.51	.00	-9,238.51	100.0%*
4283326	542000 EQUIPMENT	0	0	70,733.00	8,470.00	.00	-70,733.00	100.0%*
TOTAL UNDEFINED PROJECT		2,074,964	2,074,964	1,253,449.23	148,048.85	142,062.21	679,452.56	67.3%
TOTAL BURKE COUNTY JAIL		2,074,964	2,074,964	1,253,449.23	148,048.85	142,062.21	679,452.56	67.3%



09/09/2010 15:40
merv

Burke County, Georgia
YEAR-TO-DATE BUDGET REPORT

PG 12
glytdbud

FOR 2010 07

ACCOUNTS FOR: 1000	FOR: GENERAL FUND	ORIGINAL APPROP	REVISED BUDGET	YTD ACTUAL	MTD ACTUAL	ENCUMBRANCES	AVAILABLE BUDGET	PCT USED
4300 BURKE COUNTY SERVICE CENTER								
4305110	522130 CLEAN SVCS	4,800	4,800	2,400.00	400.00	2,000.00	400.00	91.7%*
4305110	522200 REPAIRS	22,000	22,000	11,791.01	1,642.81	.00	10,208.99	53.6%
4305110	541200 SITE IMPRV	13,500	13,500	.00	.00	.00	13,500.00	.0%
	TOTAL UNDEFINED PROJECT	40,300	40,300	14,191.01	2,042.81	2,000.00	24,108.99	40.2%
	TOTAL BURKE COUNTY SERVICE CENTER	40,300	40,300	14,191.01	2,042.81	2,000.00	24,108.99	40.2%



09/09/2010 15:40
merv

Burke County, Georgia
YEAR-TO-DATE BUDGET REPORT

PG 13
glytbdud

FOR 2010 07

ACCOUNTS FOR: 1000 GENERAL FUND	ORIGINAL APPROP	REVISED BUDGET	YTD ACTUAL	MTD ACTUAL	ENCUMBRANCES	AVAILABLE BUDGET	PCT USED
4400 BURKE COUNTY OFFICE PARK							
4407100 522200 REPAIRS	79,000	79,000	43,650.75	6,864.43	10.00	35,339.25	55.3%
4407100 523850 CNTRCT LAB	1,500	1,500	162.00	.00	838.00	500.00	66.7%*
4407100 531100 SUPPLIES	8,000	8,000	878.66	37.00	1,871.34	5,250.00	34.4%
4407100 531210 WATER	3,000	3,000	677.19	250.01	.00	2,322.81	22.6%
4407100 531220 NAT GAS	5,800	5,800	5,021.98	208.99	.00	778.02	86.6%*
4407100 531230 ELECTRIC	40,000	40,000	15,454.55	1,827.84	.00	24,545.45	38.6%
4407100 541200 SITE IMPRV	11,000	11,000	.00	.00	.00	11,000.00	.0%
TOTAL UNDEFINED PROJECT	148,300	148,300	65,845.13	9,188.27	2,719.34	79,735.53	46.2%
TOTAL BURKE COUNTY OFFICE PARK	148,300	148,300	65,845.13	9,188.27	2,719.34	79,735.53	46.2%



09/09/2010 15:40
merv

Burke County, Georgia
YEAR-TO-DATE BUDGET REPORT

PG 14
glytdbud

FOR 2010 07

ACCOUNTS FOR: 1000 GENERAL FUND	ORIGINAL APPROP	REVISED BUDGET	YTD ACTUAL	MTD ACTUAL	ENCUMBRANCES	AVAILABLE BUDGET	PCT USED
<hr/>							
4500 CHAMBER OF COMMERCE							
4507520 572000 PYTS AGENCY	18,000	18,000	10,500.00	1,500.00	.00	7,500.00	58.3%
TOTAL UNDEFINED PROJECT	18,000	18,000	10,500.00	1,500.00	.00	7,500.00	58.3%
TOTAL CHAMBER OF COMMERCE	18,000	18,000	10,500.00	1,500.00	.00	7,500.00	58.3%



09/09/2010 15:40
merv

Burke County, Georgia
YEAR-TO-DATE BUDGET REPORT

PG 15
glytdbud

FOR 2010 07

ACCOUNTS FOR: 1000	GENERAL FUND	ORIGINAL APPROP	REVISED BUDGET	YTD ACTUAL	MTD ACTUAL	ENCUMBRANCES	AVAILABLE BUDGET	PCT USED
4600 CLERK OF COURTS								
4602180	511100 REG SALARY	214,177	214,177	135,398.98	16,645.02	.00	78,778.02	63.2%*
4602180	511300 OVERTIME	5,000	5,000	2,216.15	606.00	.00	2,783.85	44.3%
4602180	512101 BCBS	23,000	23,000	13,303.68	1,662.96	.00	9,696.32	57.8%
4602180	512102 GG LIFE	1,400	1,400	641.17	94.51	.00	758.83	45.8%
4602180	512200 FICA	14,000	14,000	8,156.41	1,022.61	.00	5,843.59	58.3%
4602180	512300 MEDICARE	3,500	3,500	1,907.58	239.15	.00	1,592.42	54.5%
4602180	512400 RETIREMENT	19,500	19,500	12,185.73	1,498.03	.00	7,314.27	62.5%*
4602180	512700 WC INS	1,200	1,200	674.30	84.53	.00	525.70	56.2%
4602180	521300 TECH SCVS	36,000	36,000	25,302.50	3,428.75	10,697.50	.00	100.0%*
4602180	522200 REPAIRS	21,000	21,000	11,567.45	1,611.66	350.00	9,082.55	56.7%
4602180	522300 LEASES	7,700	7,700	3,986.16	134.00	3,621.84	92.00	98.8%*
4602180	523200 COMMUNICAT	5,700	5,700	2,376.24	31.36	3,070.00	253.76	95.5%*
4602180	523300 ADS	250	250	127.60	127.60	122.40	.00	100.0%*
4602180	523500 TRAVEL	1,500	1,500	1,175.33	1,004.13	.00	324.67	78.4%*
4602180	523600 DUES/FEES	500	500	412.00	.00	.00	88.00	82.4%*
4602180	523700 TRAINING	750	750	300.00	.00	.00	450.00	40.0%
4602180	531100 SUPPLIES	15,000	14,535	4,745.09	664.89	9,764.54	25.37	99.8%*
4602180	531600 SM EQUIPMT	0	465	462.00	.00	.00	3.00	99.4%*
TOTAL UNDEFINED PROJECT		370,177	370,177	224,938.37	28,855.20	27,626.28	117,612.35	68.2%
TOTAL CLERK OF COURTS		370,177	370,177	224,938.37	28,855.20	27,626.28	117,612.35	68.2%





09/09/2010 15:40
merv

Burke County, Georgia
YEAR-TO-DATE BUDGET REPORT

PG 16
glytdbud

FOR 2010 07

ACCOUNTS FOR: 1000	GENERAL FUND	ORIGINAL APPROP	REVISED BUDGET	YTD ACTUAL	MTD ACTUAL	ENCUMBRANCES	AVAILABLE BUDGET	PCT USED
4700 CORONER								
4703700	511100 REG SALARY	19,811	19,811	15,750.00	2,575.00	.00	4,061.00	79.5%*
4703700	512200 FICA	1,300	1,300	976.50	159.65	.00	323.50	75.1%*
4703700	512300 MEDICARE	300	300	228.40	37.34	.00	71.60	76.1%*
4703700	512400 RETIREMENT	500	500	630.00	90.00	.00	-130.00	126.0%*
4703700	512700 WC INS	50	50	18.20	2.60	.00	31.80	36.4%
4703700	521200 PROF SCVS	2,500	2,500	.00	.00	.00	2,500.00	.0%
4703700	522200 REPAIRS	450	450	.00	.00	.00	450.00	.0%
4703700	523200 COMMUNICAT	1,600	1,600	1,084.89	142.22	.00	515.11	67.8%*
4703700	523500 TRAVEL	3,750	3,000	926.51	341.99	.00	2,073.49	30.9%
4703700	523600 DUES/FEES	500	500	150.00	.00	.00	350.00	30.0%
4703700	523700 TRAINING	1,100	880	600.00	.00	.00	280.00	68.2%*
4703700	531100 SUPPLIES	500	500	76.12	2.12	200.00	223.88	55.2%
4703700	531600 SM EQUIPMT	1,280	1,280	.00	.00	.00	1,280.00	.0%
TOTAL UNDEFINED PROJECT		33,641	32,671	20,440.62	3,350.92	200.00	12,030.38	63.2%
TOTAL CORONER		33,641	32,671	20,440.62	3,350.92	200.00	12,030.38	63.2%





09/09/2010 15:40
merv

Burke County, Georgia
YEAR-TO-DATE BUDGET REPORT

PG 17
glytdbud

FOR 2010 07

ACCOUNTS FOR: 1000	GENERAL FUND	ORIGINAL APPROP	REVISED BUDGET	YTD ACTUAL	MTD ACTUAL	ENCUMBRANCES	AVAILABLE BUDGET	PCT USED
4800 COUNTY AGENT								
4807130	511100 REG SALARY	66,627	66,627	38,898.16	5,556.88	.00	27,728.84	58.4%*
4807130	512200 FICA	4,500	4,500	2,975.63	425.09	.00	1,524.37	66.1%*
4807130	512400 RETIREMENT	5,800	5,800	3,788.68	541.24	.00	2,011.32	65.3%*
4807130	512700 WC INS	200	200	124.46	17.78	.00	75.54	62.2%*
4807130	521300 TECH SCVS	500	500	.00	.00	.00	500.00	.0%
4807130	522200 REPAIRS	10,000	10,000	5,161.65	634.60	.00	4,838.35	51.6%
4807130	522300 LEASES	1,600	1,600	1,503.89	207.25	96.11	.00	100.0%*
4807130	523200 COMMUNICAT	5,000	5,000	2,263.12	288.20	.00	2,736.88	45.3%
4807130	523500 TRAVEL	2,000	2,000	761.56	44.06	.00	1,238.44	38.1%
4807130	523600 DUES/FEES	400	400	255.00	.00	.00	145.00	63.8%*
4807130	523700 TRAINING	200	200	70.00	.00	.00	130.00	35.0%
4807130	531100 SUPPLIES	2,800	2,800	1,336.05	59.18	1,163.95	300.00	89.3%*
4807130	531270 FUEL	7,000	7,000	2,367.12	559.80	.00	4,632.88	33.8%
TOTAL UNDEFINED PROJECT		106,627	106,627	59,505.32	8,334.08	1,260.06	45,861.62	57.0%
TOTAL COUNTY AGENT		106,627	106,627	59,505.32	8,334.08	1,260.06	45,861.62	57.0%



09/09/2010 15:40
merv

Burke County, Georgia
YEAR-TO-DATE BUDGET REPORT

PG 18
glytdbud

FOR 2010 07

ACCOUNTS FOR: 1000 GENERAL FUND	ORIGINAL APPROP	REVISED BUDGET	YTD ACTUAL	MTD ACTUAL	ENCUMBRANCES	AVAILABLE BUDGET	PCT USED
4850 CSRA REGIONAL CENTER							
4851595 523500 TRAVEL	500	500	.00	.00	.00	500.00	.0%
4851595 523600 DUES/FEES	14,288	14,288	14,754.00	.00	.00	-466.00	103.3%*
TOTAL UNDEFINED PROJECT	14,788	14,788	14,754.00	.00	.00	34.00	99.8%
TOTAL CSRA REGIONAL CENTER	14,788	14,788	14,754.00	.00	.00	34.00	99.8%



09/09/2010 15:40
merv

Burke County, Georgia
YEAR-TO-DATE BUDGET REPORT

PG 19
glytdbud

FOR 2010 07

ACCOUNTS FOR: 1000 GENERAL FUND	ORIGINAL APPROP	REVISED BUDGET	YTD ACTUAL	MTD ACTUAL	ENCUMBRANCES	AVAILABLE BUDGET	PCT USED
<hr/>							
4860 DISTRICT ATTORNEY							
4862200 571000 INTRGV PYT	170,000	170,000	81,264.00	.00	.00	88,736.00	47.8%
TOTAL UNDEFINED PROJECT	170,000	170,000	81,264.00	.00	.00	88,736.00	47.8%
TOTAL DISTRICT ATTORNEY	170,000	170,000	81,264.00	.00	.00	88,736.00	47.8%





09/09/2010 15:40
merv

Burke County, Georgia
YEAR-TO-DATE BUDGET REPORT

PG 20
glytdbud

FOR 2010 07

ACCOUNTS FOR: 1000	FOR: GENERAL FUND	ORIGINAL APPROP	REVISED BUDGET	YTD ACTUAL	MTD ACTUAL	ENCUMBRANCES	AVAILABLE BUDGET	PCT USED
5350 GEORGIA FORESTRY COMMISSION								
5357140	571000 INTRGV PYT	0	14,000	13,563.00	.00	.00	437.00	96.9%*
	TOTAL UNDEFINED PROJECT	0	14,000	13,563.00	.00	.00	437.00	96.9%
	TOTAL GEORGIA FORESTRY COMMISSION	0	14,000	13,563.00	.00	.00	437.00	96.9%



09/09/2010 15:40
merv

Burke County, Georgia
YEAR-TO-DATE BUDGET REPORT

PG 21
glytdbud

FOR 2010 07

ACCOUNTS FOR: 1000	FOR: GENERAL FUND	ORIGINAL APPROP	REVISED BUDGET	YTD ACTUAL	MTD ACTUAL	ENCUMBRANCES	AVAILABLE BUDGET	PCT USED
5400 HEALTH DEPARTMENT								
5405110	522200 REPAIRS	20,000	20,000	17,364.91	2,281.68	.00	2,635.09	86.8%*
5405110	571000 INTRGV PYT	162,000	162,000	94,500.00	13,500.00	.00	67,500.00	58.3%
	TOTAL UNDEFINED PROJECT	182,000	182,000	111,864.91	15,781.68	.00	70,135.09	61.5%
	TOTAL HEALTH DEPARTMENT	182,000	182,000	111,864.91	15,781.68	.00	70,135.09	61.5%



09/09/2010 15:40
merv

Burke County, Georgia
YEAR-TO-DATE BUDGET REPORT

PG 22
glytdbud

FOR 2010 07

ACCOUNTS FOR: 1000	GENERAL FUND	ORIGINAL APPROP	REVISED BUDGET	YTD ACTUAL	MTD ACTUAL	ENCUMBRANCES	AVAILABLE BUDGET	PCT USED
5570 JUVENILE COURT								
5572600	511100 REG SALARY	24,032	40,282	.00	.00	.00	40,282.00	.0%
5572600	512101 BCBS	0	4,000	.00	.00	.00	4,000.00	.0%
5572600	512200 FICA	1,600	2,600	.00	.00	.00	2,600.00	.0%
5572600	512300 MEDICARE	400	700	.00	.00	.00	700.00	.0%
5572600	512400 RETIREMENT	2,200	3,663	.00	.00	.00	3,663.00	.0%
5572600	512700 WC INS	150	300	.00	.00	.00	300.00	.0%
5572600	521200 PROF SCVS	600	600	203.00	.00	.00	397.00	33.8%
5572600	521203 LEGAL REPR	0	15,000	.00	.00	.00	15,000.00	.0%
5572600	521300 COURTREP	9,000	9,000	7,576.28	1,064.24	.00	1,423.72	84.2%*
5572600	523200 COMMUNICAT	0	1,200	.00	.00	.00	1,200.00	.0%
5572600	523300 ADS	100	100	109.96	.00	.00	-9.96	110.0%*
5572600	523500 TRAVEL	500	500	.00	.00	.00	500.00	.0%
5572600	523600 DUES/FEES	1,000	1,000	200.00	50.00	.00	800.00	20.0%
5572600	531100 SUPPLIES	0	0	.21	.21	.00	-.21	100.0%*
5572800	521200 PROF SCVS	11,000	11,000	38,271.25	13,793.00	.00	-27,271.25	347.9%*
TOTAL UNDEFINED PROJECT		50,582	89,945	46,360.70	14,907.45	.00	43,584.30	51.5%
TOTAL JUVENILE COURT		50,582	89,945	46,360.70	14,907.45	.00	43,584.30	51.5%



09/09/2010 15:40
merv

Burke County, Georgia
YEAR-TO-DATE BUDGET REPORT

PG 23
glytdbud

FOR 2010 07

ACCOUNTS FOR: 1000	GENERAL FUND	ORIGINAL APPROP	REVISED BUDGET	YTD ACTUAL	MTD ACTUAL	ENCUMBRANCES	AVAILABLE BUDGET	PCT USED
5700 LIBRARY								
5706510	511100 REG SALARY	151,878	151,878	94,940.74	12,040.34	.00	56,937.26	62.5%*
5706510	511300 OVERTIME	0	0	165.72	.00	.00	-165.72	100.0%*
5706510	512101 BCBS	31,500	31,500	19,640.24	2,322.10	.00	11,859.76	62.3%*
5706510	512102 GG LIFE	1,000	1,000	512.05	73.15	.00	487.95	51.2%
5706510	512200 FICA	9,850	9,850	5,278.30	671.56	.00	4,571.70	53.6%
5706510	512300 MEDICARE	2,100	2,100	1,234.25	157.03	.00	865.75	58.8%*
5706510	512400 RETIREMENT	14,000	14,000	7,167.19	886.64	.00	6,832.81	51.2%
5706510	512700 WC INS	800	800	540.91	69.83	.00	259.09	67.6%*
5706510	522200 REPAIRS	20,000	20,000	13,705.05	1,865.18	.00	6,294.95	68.5%*
5706510	571000 INTRGV PYT	80,000	80,000	47,833.31	6,833.33	.00	32,166.69	59.8%*
TOTAL UNDEFINED PROJECT		311,128	311,128	191,017.76	24,919.16	.00	120,110.24	61.4%
TOTAL LIBRARY		311,128	311,128	191,017.76	24,919.16	.00	120,110.24	61.4%



09/09/2010 15:40
merv

Burke County, Georgia
YEAR-TO-DATE BUDGET REPORT

PG 24
glytbdud

FOR 2010 07

ACCOUNTS FOR: 1000	GENERAL FUND	ORIGINAL APPROP	REVISED BUDGET	YTD ACTUAL	MTD ACTUAL	ENCUMBRANCES	AVAILABLE BUDGET	PCT USED
5800 MAGISTRATE COURT								
5802400	511100 REG SALARY	170,736	185,736	117,955.82	14,574.38	.00	67,780.18	63.5%*
5802400	511300 OVERTIME	5,000	5,000	115.05	.00	.00	4,884.95	2.3%
5802400	512101 BCBS	18,000	18,000	10,872.96	1,359.12	.00	7,127.04	60.4%*
5802400	512102 GG LIFE	1,000	1,000	597.31	85.33	.00	402.69	59.7%*
5802400	512200 FICA	12,500	12,500	6,966.21	859.34	.00	5,533.79	55.7%
5802400	512300 MEDICARE	2,900	2,900	1,629.17	200.97	.00	1,270.83	56.2%
5802400	512400 RETIREMENT	18,000	18,000	9,546.43	1,177.66	.00	8,453.57	53.0%
5802400	512700 WC INS	900	900	578.66	71.43	.00	321.34	64.3%*
5802400	521200 PROF SCVS	300	300	150.00	.00	.00	150.00	50.0%
5802400	521300 CT RPTNG	3,000	3,000	972.64	-25.00	1,649.74	377.62	87.4%*
5802400	522200 REPAIRS	25,000	24,600	13,457.45	1,611.66	1,410.00	9,732.55	60.4%*
5802400	522300 LEASES	5,500	5,500	2,752.25	282.14	1,731.75	1,016.00	81.5%*
5802400	523200 COMMUNICAT	8,000	8,000	4,133.04	1,395.77	432.00	3,434.96	57.1%
5802400	523300 ADS	500	500	.00	.00	.00	500.00	.0%
5802400	523500 TRAVEL	6,000	4,800	2,857.05	.00	.00	1,942.95	59.5%
5802400	523600 DUES/FEES	750	750	125.00	50.00	350.00	275.00	63.3%
5802400	523700 TRAINING	1,500	1,200	1,020.00	.00	40.00	140.00	88.3%*
5802400	531100 SUPPLIES	7,000	7,400	2,662.03	.16	4,601.35	136.62	98.2%*
5802400	531600 SM EQUIPMT	1,000	9,000	8,345.17	7,689.00	459.99	194.84	97.8%*
5802400	542000 EQUIPMENT	8,000	0	.00	.00	.00	.00	.0%
TOTAL UNDEFINED PROJECT		295,586	309,086	184,736.24	29,331.96	10,674.83	113,674.93	63.2%
TOTAL MAGISTRATE COURT		295,586	309,086	184,736.24	29,331.96	10,674.83	113,674.93	63.2%



09/09/2010 15:40
merv

Burke County, Georgia
YEAR-TO-DATE BUDGET REPORT

PG 25
glytdbud

FOR 2010 07

ACCOUNTS FOR: 1000 GENERAL FUND	ORIGINAL APPROP	REVISED BUDGET	YTD ACTUAL	MTD ACTUAL	ENCUMBRANCES	AVAILABLE BUDGET	PCT USED
<hr/>							
5900 BURKE COUNTY MUSEUM							
<hr/>							
5906172 522200 REPAIRS	6,000	6,000	6,148.48	325.95	.00	-148.48	102.5%*
5906172 523200 COMMUNICAT	200	200	86.43	5.71	.00	113.57	43.2%
5906172 531230 ELECTRIC	2,500	2,500	667.97	87.06	.00	1,832.03	26.7%
TOTAL UNDEFINED PROJECT	8,700	8,700	6,902.88	418.72	.00	1,797.12	79.3%
TOTAL BURKE COUNTY MUSEUM	8,700	8,700	6,902.88	418.72	.00	1,797.12	79.3%



09/09/2010 15:40
merv

Burke County, Georgia
YEAR-TO-DATE BUDGET REPORT

PG 26
glytdbud

FOR 2010 07

ACCOUNTS FOR: 1000	GENERAL FUND	ORIGINAL APPROP	REVISED BUDGET	YTD ACTUAL	MTD ACTUAL	ENCUMBRANCES	AVAILABLE BUDGET	PCT USED
5950 PLANNING COMMISSION								
5957200	511100	103,780	103,780	51,868.28	7,899.20	.00	51,911.72	50.0%
5957200	511300	0	0	67.51	.00	.00	-67.51	100.0%*
5957200	512101	10,500	10,500	9,617.97	1,490.62	.00	882.03	91.6%*
5957200	512102	1,200	1,200	215.13	28.55	.00	984.87	17.9%
5957200	512200	6,500	6,500	2,923.39	443.94	.00	3,576.61	45.0%
5957200	512300	1,600	1,600	683.77	103.84	.00	916.23	42.7%
5957200	512400	10,000	10,000	4,668.10	710.92	.00	5,331.90	46.7%
5957200	512700	1,300	1,300	766.50	103.72	.00	533.50	59.0%*
5957200	522200	16,000	16,000	10,215.58	1,271.09	.00	5,784.42	63.8%*
5957200	523200	3,000	3,000	2,309.07	117.02	.00	690.93	77.0%*
5957200	523300	0	0	132.60	34.40	.00	-132.60	100.0%*
5957200	523500	0	0	321.00	321.00	.00	-321.00	100.0%*
5957200	523600	150	150	.00	.00	100.00	50.00	66.7%*
5957200	523700	1,000	1,000	535.98	177.00	.00	464.02	53.6%
5957200	531100	2,000	2,000	740.69	36.01	295.00	964.31	51.8%
5957200	531270	7,000	7,000	1,604.35	365.58	.00	5,395.65	22.9%
5957410	521200	25,000	25,000	17,000.00	.00	15,500.00	-7,500.00	130.0%*
5957410	523300	500	500	360.75	41.75	63.80	75.45	84.9%*
5957450	511100	0	0	2,890.87	.00	.00	-2,890.87	100.0%*
5957450	512101	0	0	455.76	.00	.00	-455.76	100.0%*
5957450	512200	0	0	171.20	.00	.00	-171.20	100.0%*
5957450	512300	0	0	40.03	.00	.00	-40.03	100.0%*
5957450	512400	0	0	260.18	.00	.00	-260.18	100.0%*
5957450	512700	0	0	14.17	.00	.00	-14.17	100.0%*
5957450	523200	0	0	216.94	.00	.00	-216.94	100.0%*
TOTAL UNDEFINED PROJECT		189,530	189,530	108,079.82	13,144.64	15,958.80	65,491.38	65.4%
TOTAL PLANNING COMMISSION		189,530	189,530	108,079.82	13,144.64	15,958.80	65,491.38	65.4%



09/09/2010 15:40
merv

Burke County, Georgia
YEAR-TO-DATE BUDGET REPORT

PG 27
glytdbud

FOR 2010 07

ACCOUNTS FOR: 1000	GENERAL FUND	ORIGINAL APPROP	REVISED BUDGET	YTD ACTUAL	MTD ACTUAL	ENCUMBRANCES	AVAILABLE BUDGET	PCT USED
6000 PROBATE COURT								
6002450	511100 REG SALARY	91,300	91,300	55,781.79	6,902.68	.00	35,518.21	61.1%*
6002450	512102 GG LIFE	700	700	322.14	46.02	.00	377.86	46.0%
6002450	512200 FICA	6,000	6,000	3,458.43	427.96	.00	2,541.57	57.6%
6002450	512300 MEDICARE	1,500	1,500	808.77	100.08	.00	691.23	53.9%
6002450	512400 RETIREMENT	8,500	8,500	5,020.35	621.24	.00	3,479.65	59.1%*
6002450	512700 WC INS	450	450	273.31	33.82	.00	176.69	60.7%*
6002450	522200 REPAIRS	11,000	11,000	6,142.89	851.78	167.83	4,689.28	57.4%
6002450	522300 LEASES	1,000	1,000	395.50	56.50	324.50	280.00	72.0%*
6002450	523200 COMMUNICAT	1,500	1,500	396.84	18.48	824.00	279.16	81.4%*
6002450	523500 TRAVEL	900	900	352.59	154.59	.00	547.41	39.2%
6002450	523600 DUES/FEES	350	350	200.00	.00	.00	150.00	57.1%
6002450	523700 TRAINING	450	450	100.00	.00	.00	350.00	22.2%
6002450	531100 SUPPLIES	3,500	3,500	621.58	.00	1,444.88	1,433.54	59.0%*
TOTAL UNDEFINED PROJECT		127,150	127,150	73,874.19	9,213.15	2,761.21	50,514.60	60.3%
TOTAL PROBATE COURT		127,150	127,150	73,874.19	9,213.15	2,761.21	50,514.60	60.3%



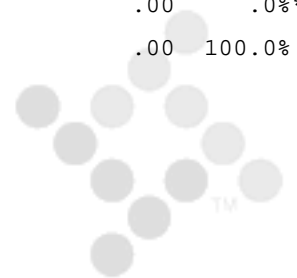
09/09/2010 15:40
merv

Burke County, Georgia
YEAR-TO-DATE BUDGET REPORT

PG 28
glytbdud

FOR 2010 07

ACCOUNTS FOR: 1000	GENERAL FUND	ORIGINAL APPROP	REVISED BUDGET	YTD ACTUAL	MTD ACTUAL	ENCUMBRANCES	AVAILABLE BUDGET	PCT USED
6300 RECREATION DEPARTMENT								
6306100	511100	303,562	303,562	205,581.35	25,470.65	.00	97,980.65	67.7%*
6306100	511200	0	30,000	17,604.41	2,540.81	.00	12,395.59	58.7%
6306100	512101	41,253	41,253	26,280.64	3,285.08	.00	14,972.36	63.7%*
6306100	512102	2,088	2,088	999.65	152.55	.00	1,088.35	47.9%
6306100	512200	20,539	20,539	12,968.04	1,628.03	.00	7,570.96	63.1%*
6306100	512300	4,803	4,803	3,032.74	380.75	.00	1,770.26	63.1%*
6306100	512400	29,815	29,815	16,253.31	1,959.66	.00	13,561.69	54.5%
6306100	512700	5,068	5,068	4,111.49	519.90	.00	956.51	81.1%*
6306100	521200	500	500	.00	.00	.00	500.00	.0%
6306100	521300	3,000	2,000	.00	.00	1,100.00	900.00	55.0%*
6306100	522130	8,000	2,503	304.01	.00	170.99	2,027.50	19.0%*
6306100	522200	92,000	90,327	51,981.10	8,853.99	12,488.74	25,857.16	71.4%*
6306100	522300	7,500	6,000	3,186.00	316.00	2,554.00	260.00	95.7%*
6306100	523200	4,000	3,000	1,503.15	269.81	900.03	596.82	80.1%*
6306100	523300	300	0	.00	.00	.00	.00	.0%*
6306100	523500	2,000	2,000	454.49	.00	.00	1,545.51	22.7%
6306100	523600	1,500	875	825.00	.00	.00	50.00	94.3%*
6306100	523700	1,000	0	.00	.00	.00	.00	.0%*
6306100	523850	1,000	0	.00	.00	.00	.00	.0%*
6306100	523900	1,000	0	.00	.00	.00	.00	.0%*
6306100	531100	17,600	19,687	8,388.45	2,408.63	5,352.84	5,946.02	69.8%*
6306100	531101	4,000	1,000	744.29	77.10	255.71	.00	100.0%*
6306100	531210	11,000	11,000	2,640.86	356.67	.00	8,359.14	24.0%
6306100	531230	51,000	51,000	33,605.01	5,635.43	.00	17,394.99	65.9%*
6306100	531240	1,000	1,749	1,719.20	.00	.00	30.00	98.3%*
6306100	531270	12,000	10,000	4,876.80	1,144.83	.00	5,123.20	48.8%*
6306100	531300	6,000	8,175	7,074.33	1,344.70	4,020.05	-2,919.38	135.7%*
6306100	531400	300	300	127.50	.00	128.33	44.17	85.3%*
6306100	531600	5,000	4,000	529.02	429.03	1,849.14	1,621.84	59.5%*
TOTAL UNDEFINED PROJECT		636,828	651,244	404,790.84	56,773.62	28,819.83	217,633.34	66.6%
6301 ADULT BASKETBALL								
6306100	523850	2,000	1,598	1,597.50	.00	.00	.00	100.0%*
6306100	531100	1,000	0	.00	.00	.00	.00	.0%*
TOTAL ADULT BASKETBALL		3,000	1,598	1,597.50	.00	.00	.00	100.0%
6302 PROGRAMMING								



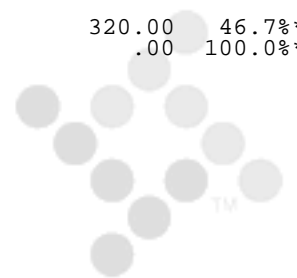
09/09/2010 15:40
merv

Burke County, Georgia
YEAR-TO-DATE BUDGET REPORT

PG 29
glytdbud

FOR 2010 07

ACCOUNTS FOR: 1000 GENERAL FUND	ORIGINAL APPROP	REVISED BUDGET	YTD ACTUAL	MTD ACTUAL	ENCUMBRANCES	AVAILABLE BUDGET	PCT USED
6300 RECREATION DEPARTMENT							
6306100 523850 6302 CNTRCT LAB	500	500	.00	.00	.00	500.00	.0%
6306100 531100 6302 SUPPLIES	5,000	4,000	2,655.88	22.45	964.55	379.57	90.5%*
TOTAL PROGRAMMING	5,500	4,500	2,655.88	22.45	964.55	879.57	80.5%
6303 ADULT SOFTBALL							
6306100 523850 6303 CNTRCT LAB	500	0	.00	.00	.00	.00	.0%*
6306100 531100 6303 SUPPLIES	500	0	.00	.00	.00	.00	.0%*
TOTAL ADULT SOFTBALL	1,000	0	.00	.00	.00	.00	.0%
6304 ARCHERY							
6306100 523850 6304 CNTRCT LAB	1,800	1,800	570.00	.00	430.00	800.00	55.6%
6306100 531100 6304 SUPPLIES	500	500	112.92	.00	200.00	187.08	62.6%*
TOTAL ARCHERY	2,300	2,300	682.92	.00	630.00	987.08	57.1%
6305 BASEBALL							
6306100 523600 6305 DUES/FEES	800	800	.00	.00	.00	800.00	.0%
6306100 523850 6305 CNTRCT LAB	5,000	4,024	.00	.00	3,436.00	587.50	85.4%*
6306100 523900 6305 OTHER PURC	1,000	400	158.00	79.00	158.00	84.00	79.0%*
6306100 531100 6305 SUPPLIES	20,000	13,506	3,624.20	914.90	2,863.80	7,017.94	48.0%*
6306100 531101 6305 UNIFORMS	15,000	14,350	7,898.30	7,056.10	575.00	5,876.70	59.0%*
6306100 531600 6305 SM EQUIPMT	3,000	0	.00	.00	.00	.00	.0%*
TOTAL BASEBALL	44,800	33,079	11,680.50	8,050.00	7,032.80	14,366.14	56.6%
6306 BOXING							
6306100 523600 6306 DUES/FEES	600	600	280.00	.00	.00	320.00	46.7%*
6306100 531100 6306 SUPPLIES	1,000	750	396.72	.00	353.28	.00	100.0%*





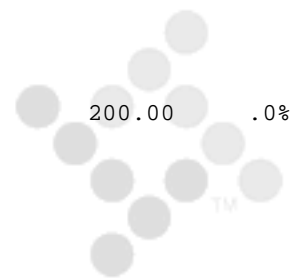
09/09/2010 15:40
merv

Burke County, Georgia
YEAR-TO-DATE BUDGET REPORT

PG 30
glytdbud

FOR 2010 07

ACCOUNTS FOR: 1000 GENERAL FUND	ORIGINAL APPROP	REVISED BUDGET	YTD ACTUAL	MTD ACTUAL	ENCUMBRANCES	AVAILABLE BUDGET	PCT USED
TOTAL BOXING	1,600	1,350	676.72	.00	353.28	320.00	76.3%
<hr/> 6307 CERAMICS							
6306100 531100 6307 SUPPLIES	2,000	2,000	974.41	180.61	225.59	800.00	60.0%*
TOTAL CERAMICS	2,000	2,000	974.41	180.61	225.59	800.00	60.0%
<hr/> 6308 CHEERLEADING							
6306100 531100 6308 SUPPLIES	2,000	935	620.00	.00	.00	315.00	66.3%*
6306100 531101 6308 UNIFORMS	1,500	3,364	3,364.35	.00	.00	.00	100.0%*
TOTAL CHEERLEADING	3,500	4,299	3,984.35	.00	.00	315.00	92.7%
<hr/> 6309 FOOTBALL							
6306100 523850 6309 CNTRCT LAB	5,200	6,177	6,176.50	.00	.00	.00	100.0%*
6306100 523900 6309 OTHER PURC	200	158	123.77	.00	34.23	.00	100.0%*
6306100 531100 6309 SUPPLIES	5,000	4,500	2,185.50	.00	25.00	2,289.50	49.1%
6306100 531101 6309 UNIFORMS	5,000	3,701	3,051.15	.00	.00	649.50	82.4%*
TOTAL FOOTBALL	15,400	14,535	11,536.92	.00	59.23	2,939.00	79.8%
<hr/> 6310 SOCCER							
6306100 523850 6310 CNTRCT LAB	300	300	195.00	.00	.00	105.00	65.0%*
6306100 523900 6310 OTHER PURC	200	316	202.77	79.00	113.23	.00	100.0%*
6306100 531100 6310 SUPPLIES	2,000	1,561	1,548.00	7.00	.00	13.00	99.2%*
6306100 531101 6310 UNIFORMS	1,500	1,500	1,185.52	.00	.00	314.48	79.0%*
TOTAL SOCCER	4,000	3,677	3,131.29	86.00	113.23	432.48	88.2%
<hr/> 6311 TENNIS							
6306100 523600 6311 DUES/FEES	200	200	.00	.00	.00	200.00	.0%





09/09/2010 15:40
merv

Burke County, Georgia
YEAR-TO-DATE BUDGET REPORT

PG 31
glytdbud

FOR 2010 07

ACCOUNTS FOR: 1000 GENERAL FUND	ORIGINAL APPROP	REVISED BUDGET	YTD ACTUAL	MTD ACTUAL	ENCUMBRANCES	AVAILABLE BUDGET	PCT USED
6306100 523900 6311 OTHER PURC	600	553	474.00	.00	79.00	.00	100.0%*
6306100 531100 6311 SUPPLIES	5,000	921	9.98	9.98	182.75	728.27	20.9%
6306100 531600 6311 SM EQUIPMT	0	4,000	1,760.68	1,760.68	388.00	1,851.32	53.7%
TOTAL TENNIS	5,800	5,674	2,244.66	1,770.66	649.75	2,779.59	51.0%
<hr/>							
6312 YOUTH BASKETBALL							
6306100 523850 6312 CNTRCT LAB	4,100	5,461	5,461.25	.00	.00	.00	100.0%*
6306100 531100 6312 SUPPLIES	3,000	2,760	2,003.30	.00	.00	757.00	72.6%*
6306100 531101 6312 UNIFORMS	5,200	5,450	5,418.45	.00	.00	31.55	99.4%*
TOTAL YOUTH BASKETBALL	12,300	13,672	12,883.00	.00	.00	788.55	94.2%
<hr/>							
6313 AEROBICS							
6306100 531100 6313 SUPPLIES	500	500	.00	.00	.00	500.00	.0%
TOTAL AEROBICS	500	500	.00	.00	.00	500.00	.0%
TOTAL RECREATION DEPARTMENT	738,528	738,428	456,838.99	66,883.34	38,848.26	242,740.75	67.1%



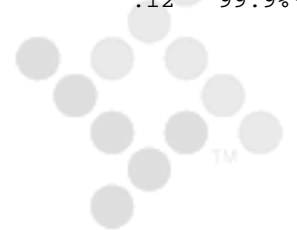
09/09/2010 15:40
merv

Burke County, Georgia
YEAR-TO-DATE BUDGET REPORT

PG 32
glytdbud

FOR 2010 07

ACCOUNTS FOR: 1000	GENERAL FUND	ORIGINAL APPROP	REVISED BUDGET	YTD ACTUAL	MTD ACTUAL	ENCUMBRANCES	AVAILABLE BUDGET	PCT USED
6400 ROADS AND BRIDGES DEPARTMENT								
6404210	511100	REG SALARY	628,515	628,515	388,986.36	47,040.00	.00	239,528.64 61.9%*
6404210	511300	OVERTIME	7,000	5,000	329.50	58.50	.00	4,670.50 6.6%
6404210	512101	BCBS	90,500	90,500	57,425.18	6,863.38	.00	33,074.82 63.5%*
6404210	512102	GG LIFE	6,500	6,500	2,222.14	299.81	.00	4,277.86 34.2%
6404210	512200	FICA	65,600	65,600	22,423.81	2,719.07	.00	43,176.19 34.2%
6404210	512300	MEDICARE	1,500	1,500	5,244.05	635.90	.00	-3,744.05 349.6%*
6404210	512400	RETIREMENT	72,000	72,000	35,008.59	4,233.59	.00	36,991.41 48.6%
6404210	512700	WC INS	45,000	45,000	21,278.14	2,595.95	.00	23,721.86 47.3%
6404210	521300	TECH SCVS	0	0	2,825.00	.00	175.00	-3,000.00 100.0%*
6404210	522200	REPAIRS	425,000	425,000	260,193.61	33,733.92	295.00	164,511.39 61.3%*
6404210	522300	LEASES	1,000	1,000	553.01	51.00	446.99	.00 100.0%*
6404210	523200	COMMUNICAT	5,500	5,500	1,179.35	141.74	.00	4,320.65 21.4%
6404210	523500	TRAVEL	750	750	813.85	813.85	.00	-63.85 108.5%*
6404210	523600	DUES/FEES	200	200	.00	.00	.00	200.00 .0%
6404210	523700	TRAINING	1,000	1,000	450.00	450.00	310.00	240.00 76.0%*
6404210	523900	OTHER PURC	50,000	50,000	52,730.04	2,335.06	6,135.69	-8,865.73 117.7%*
6404210	531100	SUPPLIES	90,000	89,655	75,983.95	5,008.08	22,936.05	-9,265.00 110.3%*
6404210	531101	UNIFORMS	10,000	10,000	5,416.02	1,471.91	4,583.98	.00 100.0%*
6404210	531106	FOOTWEAR	2,900	2,900	2,394.98	.00	505.02	.00 100.0%*
6404210	531210	WATER	500	500	323.73	62.31	.00	176.27 64.7%*
6404210	531220	NAT GAS	9,000	9,000	10,199.01	502.70	.00	-1,199.01 113.3%*
6404210	531230	ELECTRIC	15,000	15,000	5,592.83	901.44	.00	9,407.17 37.3%
6404210	531270	FUEL	170,000	170,000	102,048.78	13,072.41	.00	67,951.22 60.0%*
6404210	531590	RESALE INV	10,000	10,000	1,273.50	.00	.00	8,726.50 12.7%
6404210	531600	SM EQUIPMT	0	575	342.76	.00	.00	232.24 59.6%
6404221	511100	REG SALARY	841,262	841,262	553,912.28	71,634.40	.00	287,349.72 65.8%*
6404221	511300	OVERTIME	0	2,000	3,110.84	218.29	.00	-1,110.84 155.5%*
6404221	512101	BCBS	150,000	150,000	100,914.56	12,614.32	.00	49,085.44 67.3%*
6404221	512102	GG LIFE	6,000	6,000	2,950.34	426.00	.00	3,049.66 49.2%
6404221	512200	FICA	55,000	55,000	31,538.23	4,080.23	.00	23,461.77 57.3%
6404221	512300	MEDICARE	13,000	13,000	7,375.93	954.27	.00	5,624.07 56.7%
6404221	512400	RETIREMENT	80,000	80,000	48,879.32	6,382.66	.00	31,120.68 61.1%*
6404221	512700	WC INS	50,000	50,000	31,767.02	4,176.61	.00	18,232.98 63.5%*
6404221	522200	REPAIRS	240,000	240,000	116,661.44	17,846.72	.00	123,338.56 48.6%
6404221	523700	TRAINING	500	500	.00	.00	310.00	190.00 62.0%*
6404221	531100	SUPPLIES	3,000	2,668	.00	.00	.00	2,668.00 .0%
6404221	531101	UNIFORMS	9,000	9,000	3,971.49	1,048.77	3,528.51	1,500.00 83.3%*
6404221	531106	FOOTWEAR	2,700	2,700	2,539.99	100.00	160.01	.00 100.0%*
6404221	531270	FUEL	175,000	175,000	97,299.96	19,793.76	.00	77,700.04 55.6%
6404221	531600	SM EQUIPMT	0	102	101.88	.00	.12	99.9%*



FOR 2010 07

ACCOUNTS FOR: 1000	GENERAL FUND	ORIGINAL APPROP	REVISED BUDGET	YTD ACTUAL	MTD ACTUAL	ENCUMBRANCES	AVAILABLE BUDGET	PCT USED
6404226	531100 RW CHEMS	13,000	13,000	.00	.00	.00	13,000.00	.0%
6404250	531100 PIPE	30,000	30,000	12,346.20	12,346.20	.00	17,653.80	41.2%
6404270	531104 PAINT & BE	20,000	20,000	.00	.00	.00	20,000.00	.0%
6404270	531105 SIGN SUPPL	0	0	2,253.50	.00	.00	-2,253.50	100.0%*
6404270	531590 PARTS/SUPP	800	800	.00	.00	.00	800.00	.0%
TOTAL UNDEFINED PROJECT		3,396,727	3,396,727	2,070,861.17	274,612.85	39,386.25	1,286,479.58	62.1%
TOTAL ROADS AND BRIDGES DEPARTMEN		3,396,727	3,396,727	2,070,861.17	274,612.85	39,386.25	1,286,479.58	62.1%



09/09/2010 15:40
merv

Burke County, Georgia
YEAR-TO-DATE BUDGET REPORT

PG 34
glytdbud

FOR 2010 07

ACCOUNTS FOR: 1000 GENERAL FUND	ORIGINAL APPROP	REVISED BUDGET	YTD ACTUAL	MTD ACTUAL	ENCUMBRANCES	AVAILABLE BUDGET	PCT USED
6700 SENIOR CITIZENS NUTRITION PRGM							
6705510 522200 REPAIRS	5,000	5,000	3,587.93	362.17	.00	1,412.07	71.8%*
6705510 523200 COMMUNICAT	0	0	312.87	-182.61	.00	-312.87	100.0%*
6705510 531300 FOOD	177,999	177,999	57,320.45	10,070.35	62,679.55	57,999.00	67.4%*
6705510 541200 SITE IMPRV	13,000	13,000	.00	.00	.00	13,000.00	.0%
6705510 572000 PYTS AGENCY	145,247	145,247	59,971.80	12,617.98	85,275.20	.00	100.0%*
TOTAL UNDEFINED PROJECT	341,246	341,246	121,193.05	22,867.89	147,954.75	72,098.20	78.9%
TOTAL SENIOR CITIZENS NUTRITION P	341,246	341,246	121,193.05	22,867.89	147,954.75	72,098.20	78.9%



09/09/2010 15:40
merv

Burke County, Georgia
YEAR-TO-DATE BUDGET REPORT

PG 35
glytdbud

FOR 2010 07

ACCOUNTS FOR: 1000	GENERAL FUND	ORIGINAL APPROP	REVISED BUDGET	YTD ACTUAL	MTD ACTUAL	ENCUMBRANCES	AVAILABLE BUDGET	PCT USED
7000 SHERIFF'S DEPARTMENT								
7003300	511100 REG SALARY	1,276,277	1,276,277	779,508.97	88,897.99	.00	496,768.03	61.1%*
7003300	511300 OVERTIME	250,000	250,000	117,723.86	15,475.27	.00	132,276.14	47.1%
7003300	512101 BCBS	180,000	180,000	106,105.57	13,551.57	.00	73,894.43	58.9%*
7003300	512102 GG LIFE	10,000	10,000	3,542.13	468.12	.00	6,457.87	35.4%
7003300	512200 FICA	91,000	91,000	52,288.80	6,045.00	.00	38,711.20	57.5%
7003300	512300 MEDICARE	20,000	20,000	12,228.72	1,413.71	.00	7,771.28	61.1%*
7003300	512400 RETIREMENT	122,000	122,000	66,481.73	7,479.54	.00	55,518.27	54.5%
7003300	512700 WC INS	42,000	42,000	20,571.94	2,363.35	.00	21,428.06	49.0%
7003300	521200 PROF SCVS	3,000	3,000	.00	.00	.00	3,000.00	.0%
7003300	521300 TECH SCVS	2,500	2,500	82.00	82.00	1,304.28	1,113.72	55.5%
7003300	522200 REPAIRS	196,300	196,300	105,687.85	8,943.32	6,719.06	83,893.09	57.3%
7003300	522300 LEASES	2,300	2,300	1,232.00	.00	968.00	100.00	95.7%*
7003300	523100 INSURANCE	300	300	.00	.00	.00	300.00	.0%
7003300	523200 COMMUNICAT	55,000	55,000	26,818.18	2,594.27	3,477.86	24,703.96	55.1%
7003300	523300 ADS	500	500	260.00	260.00	.00	240.00	52.0%
7003300	523500 TRAVEL	2,500	2,500	452.54	.00	.00	2,047.46	18.1%
7003300	523600 DUES/FEES	1,500	1,500	373.73	.00	.00	1,126.27	24.9%
7003300	523602 REWARD	0	10,000	200.00	.00	.00	9,800.00	2.0%
7003300	523700 TRAINING	1,000	1,000	215.00	.00	.00	785.00	21.5%
7003300	531100 SUPPLIES	15,000	15,000	7,320.55	196.37	5,118.55	2,560.90	82.9%*
7003300	531101 UNIFORMS	11,000	11,000	4,544.77	167.67	6,455.23	.00	100.0%*
7003300	531270 FUEL	120,000	120,000	70,397.31	12,418.68	.00	49,602.69	58.7%*
7003300	531600 SM EQUIPMT	0	0	2,623.91	.00	.00	-2,623.91	100.0%*
TOTAL UNDEFINED PROJECT		2,402,177	2,412,177	1,378,659.56	160,356.86	24,042.98	1,009,474.46	58.2%
TOTAL SHERIFF'S DEPARTMENT		2,402,177	2,412,177	1,378,659.56	160,356.86	24,042.98	1,009,474.46	58.2%



FOR 2010 07

ACCOUNTS FOR: 1000	FOR: GENERAL FUND	ORIGINAL APPROP	REVISED BUDGET	YTD ACTUAL	MTD ACTUAL	ENCUMBRANCES	AVAILABLE BUDGET	PCT USED
7100 SOIL CONSERVATION								
7107130	511100 REG SALARY	24,174	24,174	14,886.40	1,860.80	.00	9,287.60	61.6%*
7107130	512200 FICA	1,500	1,500	922.88	115.36	.00	577.12	61.5%*
7107130	512300 MEDICARE	400	400	215.84	26.98	.00	184.16	54.0%
7107130	512700 WC INS	150	150	72.96	9.12	.00	77.04	48.6%
7107130	523600 RC&D DUES	350	350	350.00	.00	.00	.00	100.0%*
TOTAL UNDEFINED PROJECT		26,574	26,574	16,448.08	2,012.26	.00	10,125.92	61.9%
TOTAL SOIL CONSERVATION		26,574	26,574	16,448.08	2,012.26	.00	10,125.92	61.9%



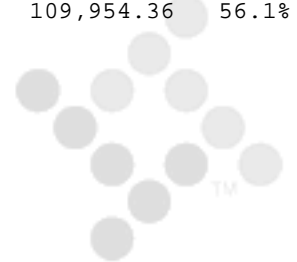
09/09/2010 15:40
merv

Burke County, Georgia
YEAR-TO-DATE BUDGET REPORT

PG 37
glytdbud

FOR 2010 07

ACCOUNTS FOR: 1000	GENERAL FUND	ORIGINAL APPROP	REVISED BUDGET	YTD ACTUAL	MTD ACTUAL	ENCUMBRANCES	AVAILABLE BUDGET	PCT USED
7150 STATE COURT								
7152300	511100 REG SALARY	102,223	102,223	59,309.83	8,320.55	.00	42,913.17	58.0%
7152300	512101 BCBS	14,000	14,000	7,429.21	1,017.91	.00	6,570.79	53.1%
7152300	512102 GG LIFE	500	500	189.14	27.02	.00	310.86	37.8%
7152300	512200 FICA	5,000	5,000	2,787.89	389.74	.00	2,212.11	55.8%
7152300	512300 MEDICARE	1,500	1,500	812.65	114.12	.00	687.35	54.2%
7152300	512400 RETIREMENT	5,500	5,500	3,085.37	534.64	.00	2,414.63	56.1%
7152300	512700 WC INS	900	900	381.64	37.34	.00	518.36	42.4%
7152300	521200 PROF SCVS	3,000	3,000	350.00	.00	.00	2,650.00	11.7%
7152300	521300 CT REPORTG	7,500	7,500	4,041.50	1,024.36	.00	3,458.50	53.9%
7152300	522200 REPAIRS	3,500	3,500	1,299.72	181.09	500.00	1,700.28	51.4%
7152300	523200 COMMUNICAT	3,000	3,000	1,333.72	76.76	865.88	800.40	73.3%*
7152300	523500 TRAVEL	2,000	2,000	240.26	.00	429.00	1,330.74	33.5%
7152300	523600 DUES/FEES	5,000	5,000	1,755.00	125.00	.00	3,245.00	35.1%
7152300	523700 TRAINING	1,500	1,500	610.00	210.00	.00	890.00	40.7%
7152300	531100 SUPPLIES	2,000	1,700	789.73	428.95	336.87	573.40	66.3%*
7152300	531400 BOOKS	2,000	2,000	1,276.42	191.79	723.58	.00	100.0%*
7152300	531600 SM EQUIPMT	0	300	437.67	137.68	.00	-137.67	145.9%*
7152301	511100 REG SALARY	28,302	28,302	16,522.94	2,360.42	.00	11,779.06	58.4%*
7152301	512101 BCBS	3,600	3,600	2,304.12	329.16	.00	1,295.88	64.0%*
7152301	512300 MEDICARE	450	450	230.09	32.87	.00	219.91	51.1%
7152301	512400 RETIREMENT	0	0	212.44	212.44	.00	-212.44	100.0%*
7152301	512700 WC INS	150	150	80.99	11.57	.00	69.01	54.0%
7152301	523200 COMMUNICAT	500	500	264.00	.00	.00	236.00	52.8%
7152301	523500 TRAVEL	1,000	750	.00	.00	.00	750.00	.0%
7152301	523700 TRAINING	200	200	.00	.00	.00	200.00	.0%
7152301	531100 SUPPLIES	200	450	151.27	.00	152.27	146.46	67.5%*
7152302	511100 REG SALARY	13,320	13,320	6,370.00	910.00	.00	6,950.00	47.8%
7152302	512200 FICA	1,400	1,400	394.94	56.42	.00	1,005.06	28.2%
7152302	512300 MEDICARE	300	300	92.44	13.20	.00	207.56	30.8%
7152302	512700 WC INS	500	500	148.40	21.20	.00	351.60	29.7%
7152302	522200 REPAIRS	2,500	2,500	2,379.60	138.60	.00	120.40	95.2%*
7152302	531100 SUPPLIES	250	250	.00	.00	.00	250.00	.0%
7152302	531270 FUEL	1,000	1,000	932.06	150.11	.00	67.94	93.2%*
7152303	572000 PYTS AGENCY	0	7,500	7,500.00	.00	.00	.00	100.0%
7152800	521200 PROF SCVS	30,000	30,000	13,620.00	2,500.00	.00	16,380.00	45.4%
TOTAL UNDEFINED PROJECT		242,795	250,295	137,333.04	19,552.94	3,007.60	109,954.36	56.1%
TOTAL STATE COURT		242,795	250,295	137,333.04	19,552.94	3,007.60	109,954.36	56.1%



09/09/2010 15:40
merv

Burke County, Georgia
YEAR-TO-DATE BUDGET REPORT

PG 38
glytdbud

FOR 2010 07

ACCOUNTS FOR: 1000	GENERAL FUND	ORIGINAL APPROP	REVISED BUDGET	YTD ACTUAL	MTD ACTUAL	ENCUMBRANCES	AVAILABLE BUDGET	PCT USED
7200 SUPERIOR COURT								
7202150	511100 REG SALARY	94,826	94,826	63,396.97	8,816.71	.00	31,429.03	66.9%*
7202150	512200 FICA	3,000	3,000	1,896.58	256.06	.00	1,103.42	63.2%*
7202150	512300 MEDICARE	1,500	1,500	788.55	109.20	.00	711.45	52.6%
7202150	512700 WC INS	1,500	1,500	740.67	58.65	.00	759.33	49.4%
7202150	521200 PROF SCVS	500	500	171.00	36.00	.00	329.00	34.2%
7202150	521300 CT RPORTNG	35,000	25,000	.00	.00	.00	25,000.00	.0%
7202150	522200 REPAIRS	2,000	4,815	2,814.32	2,814.32	.00	2,000.68	58.4%*
7202150	523200 COMMUNICAT	250	250	90.27	6.29	.00	159.73	36.1%
7202150	523300 ADS	0	0	557.00	50.00	443.00	-1,000.00	100.0%*
7202150	523500 TRVL & LDG	3,500	3,500	.00	.00	.00	3,500.00	.0%
7202150	523600 DUES/FEES	50,000	50,000	14,275.00	3,675.00	.00	35,725.00	28.6%
7202150	531100 SUPPLIES	2,000	2,000	.05	.05	.00	1,999.95	.0%
7202150	531101 UNIFORMS	3,000	3,000	127.60	.00	.00	2,872.40	4.3%
7202150	531300 FOOD	500	500	.00	.00	.00	500.00	.0%
7202150	541200 SITE IMPRV	0	7,185	.00	-2,814.32	.00	7,185.00	.0%
7202150	571000 CIRCUIT CT	61,000	61,000	23,304.00	.00	37,696.00	.00	100.0%*
7202800	521200 INDG DEFS	190,000	190,000	.00	.00	.00	190,000.00	.0%
TOTAL UNDEFINED PROJECT		448,576	448,576	108,162.01	13,007.96	38,139.00	302,274.99	32.6%
TOTAL SUPERIOR COURT		448,576	448,576	108,162.01	13,007.96	38,139.00	302,274.99	32.6%



09/09/2010 15:40
merv

Burke County, Georgia
YEAR-TO-DATE BUDGET REPORT

PG 39
glytdbud

FOR 2010 07

ACCOUNTS FOR: 1000	GENERAL FUND	ORIGINAL APPROP	REVISED BUDGET	YTD ACTUAL	MTD ACTUAL	ENCUMBRANCES	AVAILABLE BUDGET	PCT USED
7300 TAX ASSESSORS								
7301550	511100 REG SALARY	121,092	121,092	86,405.22	10,691.84	.00	34,686.78	71.4%*
7301550	512101 BCBS	8,200	8,200	2,430.72	303.84	.00	5,769.28	29.6%
7301550	512102 GG LIFE	1,000	1,000	517.16	73.88	.00	482.84	51.7%
7301550	512200 FICA	9,000	9,000	5,297.65	655.46	.00	3,702.35	58.9%*
7301550	512300 MEDICARE	2,100	2,100	1,238.87	153.28	.00	861.13	59.0%*
7301550	512400 RETIREMENT	14,227	14,227	7,675.63	951.46	.00	6,551.37	54.0%
7301550	512700 WC INS	300	300	224.25	27.50	.00	75.75	74.8%*
7301550	521200 PROF SCVS	10,000	10,000	6,042.44	1,258.30	3,957.56	.00	100.0%*
7301550	521300 TECH SCVS	15,500	15,500	19,500.00	.00	.00	-4,000.00	125.8%*
7301550	522200 REPAIRS	7,000	7,000	4,529.28	1,125.34	.00	2,470.72	64.7%*
7301550	522300 LEASES	2,500	2,500	1,436.32	243.84	719.68	344.00	86.2%*
7301550	523200 COMMUNICAT	2,500	2,500	807.32	23.87	.00	1,692.68	32.3%
7301550	523300 ADS	100	100	.00	.00	.00	100.00	.0%
7301550	523500 TRAVEL	2,500	2,500	3,107.35	1,137.46	.00	-607.35	124.3%*
7301550	523600 DUES/FEES	2,730	2,730	2,443.95	2,198.95	.00	286.05	89.5%*
7301550	523700 TRAINING	1,000	1,000	505.00	310.00	.00	495.00	50.5%*
7301550	523850 CNTRCT LAB	200	200	.00	.00	.00	200.00	.0%
7301550	531100 SUPPLIES	2,000	2,000	1,222.78	299.99	187.04	590.18	70.5%*
7301550	531270 FUEL	2,000	2,000	1,037.74	237.87	.00	962.26	51.9%
7301550	531600 SM EQUIPMT	3,000	3,000	44.99	44.99	.00	2,955.01	1.5%
TOTAL UNDEFINED PROJECT		206,949	206,949	144,466.67	19,737.87	4,864.28	57,618.05	72.2%
TOTAL TAX ASSESSORS		206,949	206,949	144,466.67	19,737.87	4,864.28	57,618.05	72.2%



09/09/2010 15:40
merv

Burke County, Georgia
YEAR-TO-DATE BUDGET REPORT

PG 40
glytdbud

FOR 2010 07

ACCOUNTS FOR: 1000	GENERAL FUND	ORIGINAL APPROP	REVISED BUDGET	YTD ACTUAL	MTD ACTUAL	ENCUMBRANCES	AVAILABLE BUDGET	PCT USED
7400 TAX COMMISSIONER								
7401545	511100	199,417	199,417	123,288.95	15,199.51	.00	76,128.05	61.8%*
7401545	511200	20,000	20,000	17,040.99	1,740.83	.00	2,959.01	85.2%*
7401545	511300	10,000	10,000	2,254.10	457.47	.00	7,745.90	22.5%
7401545	512101	16,600	16,600	9,082.56	1,135.32	.00	7,517.44	54.7%
7401545	512102	1,200	1,200	602.35	86.05	.00	597.65	50.2%
7401545	512200	14,000	14,000	8,516.73	1,038.24	.00	5,483.27	60.8%*
7401545	512300	3,200	3,200	1,991.97	242.82	.00	1,208.03	62.2%*
7401545	512400	17,000	17,000	11,096.17	1,367.98	.00	5,903.83	65.3%*
7401545	512700	1,000	1,000	698.72	85.25	.00	301.28	69.9%*
7401545	521200	500	500	.00	.00	.00	500.00	.0%
7401545	521300	25,000	5,900	4,021.50	.00	.00	1,878.50	68.2%*
7401545	522200	14,000	14,000	7,148.67	958.80	267.90	6,583.43	53.0%
7401545	522300	0	3,348	.00	.00	.00	3,348.00	.0%
7401545	523200	10,000	6,652	5,541.63	890.41	1,837.00	-726.63	110.9%*
7401545	523300	6,000	6,000	1,800.00	.00	4,200.00	.00	100.0%*
7401545	523400	8,000	27,100	16,453.75	5,353.28	8,646.25	2,000.00	92.6%
7401545	523500	1,000	1,000	639.60	267.00	.00	360.40	64.0%
7401545	523600	5,000	5,000	362.00	62.00	100.00	4,538.00	9.2%
7401545	523700	1,000	1,000	495.00	245.00	.00	505.00	49.5%*
7401545	531100	5,000	5,000	3,360.73	322.17	1,207.05	432.22	91.4%*
7401545	531210	2,000	2,000	693.59	.00	.00	1,306.41	34.7%
7401545	531220	800	800	651.23	.00	.00	148.77	81.4%*
7401545	531230	9,000	9,000	3,288.64	678.44	.00	5,711.36	36.5%
TOTAL UNDEFINED PROJECT		369,717	369,717	219,028.88	30,130.57	16,258.20	134,429.92	63.6%
TOTAL TAX COMMISSIONER		369,717	369,717	219,028.88	30,130.57	16,258.20	134,429.92	63.6%





09/09/2010 15:40
merv

Burke County, Georgia
YEAR-TO-DATE BUDGET REPORT

PG 41
glytdbud

FOR 2010 07

ACCOUNTS FOR: 1000 GENERAL FUND	ORIGINAL APPROP	REVISED BUDGET	YTD ACTUAL	MTD ACTUAL	ENCUMBRANCES	AVAILABLE BUDGET	PCT USED
7500 WELFARE							
7505400 571000 INTRGV PYT	4,000	4,000	4,000.00	.00	.00	.00	100.0%*
TOTAL UNDEFINED PROJECT	4,000	4,000	4,000.00	.00	.00	.00	100.0%
TOTAL WELFARE	4,000	4,000	4,000.00	.00	.00	.00	100.0%
TOTAL GENERAL FUND	0	0	-4,885,358.28	562,883.65	560,890.77	4,324,467.51	100.0%
TOTAL REVENUES	-16,946,540	-17,063,433	-13,999,974.87	-702,699.92	.00	-3,063,458.13	
TOTAL EXPENSES	16,946,540	17,063,433	9,114,616.59	1,265,583.57	560,890.77	7,387,925.64	



09/09/2010 15:40
merv

Burke County, Georgia
YEAR-TO-DATE BUDGET REPORT

PG 42
glytdbud

FOR 2010 07

ACCOUNTS FOR: 2050	FOR: LAW LIBRARY FUND	ORIGINAL APPROP	REVISED BUDGET	YTD ACTUAL	MTD ACTUAL	ENCUMBRANCES	AVAILABLE BUDGET	PCT USED
0000								
3205	304210 BAL FORWAR	-39,000	-39,000	.00	.00	.00	-39,000.00	.0%*
	TOTAL UNDEFINED PROJECT	-39,000	-39,000	.00	.00	.00	-39,000.00	.0%
	TOTAL	-39,000	-39,000	.00	.00	.00	-39,000.00	.0%



FOR 2010 07

ACCOUNTS FOR: 2050	FOR: LAW LIBRARY FUND	ORIGINAL APPROP	REVISED BUDGET	YTD ACTUAL	MTD ACTUAL	ENCUMBRANCES	AVAILABLE BUDGET	PCT USED
7210 LAW LIBRARY								
7212750	531400 BOOKS	39,000	39,000	.00	.00	.00	39,000.00	.0%
	TOTAL UNDEFINED PROJECT	39,000	39,000	.00	.00	.00	39,000.00	.0%
	TOTAL LAW LIBRARY	39,000	39,000	.00	.00	.00	39,000.00	.0%
	TOTAL LAW LIBRARY FUND	0	0	.00	.00	.00	.00	.0%
	TOTAL REVENUES	-39,000	-39,000	.00	.00	.00	-39,000.00	
	TOTAL EXPENSES	39,000	39,000	.00	.00	.00	39,000.00	



09/09/2010 15:40
merv

Burke County, Georgia
YEAR-TO-DATE BUDGET REPORT

PG 44
glytbdud

FOR 2010 07

ACCOUNTS FOR: 2060	FOR: JAIL IMPROVEMENT FUND	ORIGINAL APPROP	REVISED BUDGET	YTD ACTUAL	MTD ACTUAL	ENCUMBRANCES	AVAILABLE BUDGET	PCT USED
0000								
3206	304210 BAL FORWAR	-37,910	-37,910	.00	.00	.00	-37,910.00	.0%*
3206	351400 ADDTL PENL	-30,000	-30,000	-17,983.26	-3,772.96	.00	-12,016.74	59.9%*
3206	361000 INTEREST	-60	-60	-32.96	-6.64	.00	-27.04	54.9%*
	TOTAL UNDEFINED PROJECT	-67,970	-67,970	-18,016.22	-3,779.60	.00	-49,953.78	26.5%
	TOTAL	-67,970	-67,970	-18,016.22	-3,779.60	.00	-49,953.78	26.5%



09/09/2010 15:40
merv

Burke County, Georgia
YEAR-TO-DATE BUDGET REPORT

PG 45
glytbdud

FOR 2010 07

ACCOUNTS FOR: 2060	FOR: JAIL IMPROVEMENT FUND	ORIGINAL APPROP	REVISED BUDGET	YTD ACTUAL	MTD ACTUAL	ENCUMBRANCES	AVAILABLE BUDGET	PCT USED
4290 JAIL IMPROVEMENT								
4293326	522200 REPAIRS	0	0	2,600.00	.00	.00	-2,600.00	100.0%*
4293326	541200 SITE IMPRV	67,970	27,970	.00	.00	.00	27,970.00	.0%*
4293326	542000 EQUIPMENT	0	40,000	18,900.00	.00	6,110.00	14,990.00	62.5%
TOTAL UNDEFINED PROJECT		67,970	67,970	21,500.00	.00	6,110.00	40,360.00	40.6%
TOTAL JAIL IMPROVEMENT		67,970	67,970	21,500.00	.00	6,110.00	40,360.00	40.6%
TOTAL JAIL IMPROVEMENT FUND		0	0	3,483.78	-3,779.60	6,110.00	-9,593.78	100.0%
TOTAL REVENUES		-67,970	-67,970	-18,016.22	-3,779.60	.00	-49,953.78	
TOTAL EXPENSES		67,970	67,970	21,500.00	.00	6,110.00	40,360.00	



09/09/2010 15:40
merv

Burke County, Georgia
YEAR-TO-DATE BUDGET REPORT

PG 46
glytdbud

FOR 2010 07

ACCOUNTS FOR: 2070	FOR: DRUG FUND	ORIGINAL APPROP	REVISED BUDGET	YTD ACTUAL	MTD ACTUAL	ENCUMBRANCES	AVAILABLE BUDGET	PCT USED
0000								
3207	304210 BAL FORWAR	-19,000	-19,000	.00	.00	.00	-19,000.00	.0%*
3207	361000 INTEREST	-50	-50	-9.57	-1.63	.00	-40.43	19.1%*
	TOTAL UNDEFINED PROJECT	-19,050	-19,050	-9.57	-1.63	.00	-19,040.43	.1%
	TOTAL	-19,050	-19,050	-9.57	-1.63	.00	-19,040.43	.1%



09/09/2010 15:40
merv

Burke County, Georgia
YEAR-TO-DATE BUDGET REPORT

PG 47
glytdbud

FOR 2010 07

ACCOUNTS FOR: 2070	FOR: DRUG FUND	ORIGINAL APPROP	REVISED BUDGET	YTD ACTUAL	MTD ACTUAL	ENCUMBRANCES	AVAILABLE BUDGET	PCT USED
7010 DRUG ENFORCEMENT								
7013322	523300 ADS	0	0	.00	-200.00	.00	.00	.0%
7013322	531600 SM EQUIPMT	19,050	19,050	.00	.00	.00	19,050.00	.0%
TOTAL UNDEFINED PROJECT		19,050	19,050	.00	-200.00	.00	19,050.00	.0%
TOTAL DRUG ENFORCEMENT		19,050	19,050	.00	-200.00	.00	19,050.00	.0%
TOTAL DRUG FUND		0	0	-9.57	-201.63	.00	9.57	100.0%
TOTAL REVENUES		-19,050	-19,050	-9.57	-1.63	.00	-19,040.43	
TOTAL EXPENSES		19,050	19,050	.00	-200.00	.00	19,050.00	



09/09/2010 15:40
merv

Burke County, Georgia
YEAR-TO-DATE BUDGET REPORT

PG 48
glytdbud

FOR 2010 07

ACCOUNTS FOR: 2080	FOR: DRUG ABUSE TREATMENT & ED FUND	ORIGINAL APPROP	REVISED BUDGET	YTD ACTUAL	MTD ACTUAL	ENCUMBRANCES	AVAILABLE BUDGET	PCT USED
0000								
3208	304210 BAL FORWAR	-236,182	-263,682	.00	.00	.00	-263,682.00	.0%*
3208	351400 ADDTL PENL	23,658	3,658	-3,594.00	-488.00	.00	7,252.38	98.2%*
3208	361000 INTEREST	295	195	-31.12	-5.46	.00	226.19	16.0%*
	TOTAL UNDEFINED PROJECT	-212,229	-259,829	-3,625.12	-493.46	.00	-256,203.43	1.4%
	TOTAL	-212,229	-259,829	-3,625.12	-493.46	.00	-256,203.43	1.4%



09/09/2010 15:40
merv

Burke County, Georgia
YEAR-TO-DATE BUDGET REPORT

PG 49
glytbdud

FOR 2010 07

ACCOUNTS FOR: 2080	FOR: DRUG ABUSE TREATMENT & ED FUND	ORIGINAL APPROP	REVISED BUDGET	YTD ACTUAL	MTD ACTUAL	ENCUMBRANCES	AVAILABLE BUDGET	PCT USED
7020 DRUG ABUSE TREATMENT & EDUCATN								
7023322	523500 TRAVEL	-484	-484	.00	.00	.00	-483.72	.0%
7023322	523700 TRAINING	5,400	5,400	.00	.00	.00	5,400.00	.0%
7023322	531100 SUPPLIES	122,209	127,209	1,438.22	.00	.00	125,770.78	1.1%
7023322	542000 EQUIPMENT	90,294	132,894	.00	.00	.00	132,894.00	.0%
7023322	572000 PYTS AGENCY	-50,400	-50,400	.00	.00	.00	-50,400.00	.0%
TOTAL UNDEFINED PROJECT		167,019	214,619	1,438.22	.00	.00	213,181.06	.7%
TOTAL DRUG ABUSE TREATMENT & EDUC		167,019	214,619	1,438.22	.00	.00	213,181.06	.7%
TOTAL DRUG ABUSE TREATMENT & ED F		-45,209	-45,209	-2,186.90	-493.46	.00	-43,022.37	4.8%
TOTAL REVENUES		-212,229	-259,829	-3,625.12	-493.46	.00	-256,203.43	
TOTAL EXPENSES		167,019	214,619	1,438.22	.00	.00	213,181.06	



09/09/2010 15:40
merv

Burke County, Georgia
YEAR-TO-DATE BUDGET REPORT

PG 50
glytbdud

FOR 2010 07

ACCOUNTS FOR: 2090	FOR: VICTIMS ASSISTANCE FUND	ORIGINAL APPROP	REVISED BUDGET	YTD ACTUAL	MTD ACTUAL	ENCUMBRANCES	AVAILABLE BUDGET	PCT USED
0000								
3209	304210 BAL FORWAR	-8,600	-8,600	.00	.00	.00	-8,600.00	.0%*
3209	351400 ADDTL PENL	-25,000	-25,000	-12,527.37	-2,923.97	.00	-12,472.63	50.1%*
3209	361000 INTEREST	-50	-50	-1.45	-.26	.00	-48.55	2.9%*
	TOTAL UNDEFINED PROJECT	-33,650	-33,650	-12,528.82	-2,924.23	.00	-21,121.18	37.2%
	TOTAL	-33,650	-33,650	-12,528.82	-2,924.23	.00	-21,121.18	37.2%



09/09/2010 15:40
merv

Burke County, Georgia
YEAR-TO-DATE BUDGET REPORT

PG 51
glytdbud

FOR 2010 07

ACCOUNTS FOR: 2090	FOR: VICTIMS ASSISTANCE FUND	ORIGINAL APPROP	REVISED BUDGET	YTD ACTUAL	MTD ACTUAL	ENCUMBRANCES	AVAILABLE BUDGET	PCT USED
7160 STATE CT - VICTIMS ASSISTANCE								
7165437	572000 PYTS AGENCY	33,650	33,650	13,299.86	1,899.98	.00	20,350.14	39.5%
	TOTAL UNDEFINED PROJECT	33,650	33,650	13,299.86	1,899.98	.00	20,350.14	39.5%
	TOTAL STATE CT - VICTIMS ASSISTAN	33,650	33,650	13,299.86	1,899.98	.00	20,350.14	39.5%
	TOTAL VICTIMS ASSISTANCE FUND	0	0	771.04	-1,024.25	.00	-771.04	100.0%
	TOTAL REVENUES	-33,650	-33,650	-12,528.82	-2,924.23	.00	-21,121.18	
	TOTAL EXPENSES	33,650	33,650	13,299.86	1,899.98	.00	20,350.14	



09/09/2010 15:40
merv

Burke County, Georgia
YEAR-TO-DATE BUDGET REPORT

PG 52
glytdbud

FOR 2010 07

ACCOUNTS FOR: 2150	FOR: E911 TELEPHONE FUND	ORIGINAL APPROP	REVISED BUDGET	YTD ACTUAL	MTD ACTUAL	ENCUMBRANCES	AVAILABLE BUDGET	PCT USED
0000								
3215	304210 BAL FORWAR	-34,000	-34,000	.00	.00	.00	-34,000.00	.0%*
3215	342510 REG 911 FE	-155,000	-155,000	-83,547.49	-12,050.38	.00	-71,452.51	53.9%*
3215	342520 WRLESS 911	-200,000	-200,000	-140,676.09	-52,167.06	.00	-59,323.91	70.3%*
3215	361000 INTEREST	-250	-250	-121.22	-37.14	.00	-128.78	48.5%*
TOTAL UNDEFINED PROJECT		-389,250	-389,250	-224,344.80	-64,254.58	.00	-164,905.20	57.6%
TOTAL		-389,250	-389,250	-224,344.80	-64,254.58	.00	-164,905.20	57.6%



09/09/2010 15:40
merv

Burke County, Georgia
YEAR-TO-DATE BUDGET REPORT

PG 53
glytdbud

FOR 2010 07

ACCOUNTS FOR: 2150	FOR: E911 TELEPHONE FUND	ORIGINAL APPROP	REVISED BUDGET	YTD ACTUAL	MTD ACTUAL	ENCUMBRANCES	AVAILABLE BUDGET	PCT USED
4910 E911								
4913800	511100 REG SALARY	124,009	124,009	74,679.03	8,162.53	.00	49,329.97	60.2%*
4913800	511300 OVERTIME	15,750	15,750	5,113.47	623.54	.00	10,636.53	32.5%
4913800	512101 BCBS	18,000	18,000	10,598.09	607.68	.00	7,401.91	58.9%*
4913800	512102 GG LIFE	916	916	391.65	55.95	.00	524.35	42.8%
4913800	512200 FICA	9,003	9,003	4,644.67	530.47	.00	4,358.33	51.6%
4913800	512300 MEDICARE	2,106	2,106	1,086.30	124.07	.00	1,019.70	51.6%
4913800	512400 RETIREMENT	13,068	13,068	6,707.92	734.62	.00	6,360.08	51.3%
4913800	512700 WC INS	2,940	2,940	390.21	43.05	.00	2,549.79	13.3%
4913800	522200 REPAIRS	25,000	25,000	13,825.00	1,690.00	11,175.00	.00	100.0%*
4913800	523200 COMMUNICAT	1,000	1,000	.00	.00	.00	1,000.00	.0%
4913800	523500 TRAVEL	500	500	.00	.00	.00	500.00	.0%
4913800	523600 DUES/FEES	47,000	47,000	25,667.60	3,666.80	21,332.40	.00	100.0%*
4913800	523700 TRAINING	1,000	1,000	.00	.00	.00	1,000.00	.0%
4913800	531100 SUPPLIES	1,000	700	.00	.00	.00	700.00	.0%
4913800	531101 UNIFORMS	1,500	1,500	.00	.00	1,500.00	.00	100.0%*
4913800	531600 SM EQUIPMT	0	300	.00	.00	250.00	50.00	83.3%
4913800	542000 EQUIPMENT	18,000	18,000	.00	.00	.00	18,000.00	.0%
4913800	573000 COSTRECOV	15,000	15,000	3,260.69	1,384.80	.00	11,739.31	21.7%
4913800	579000 CONTINGENC	93,458	93,458	.00	.00	.00	93,458.00	.0%
TOTAL UNDEFINED PROJECT		389,250	389,250	146,364.63	17,623.51	34,257.40	208,627.97	46.4%
TOTAL E911		389,250	389,250	146,364.63	17,623.51	34,257.40	208,627.97	46.4%
TOTAL E911 TELEPHONE FUND		0	0	-77,980.17	-46,631.07	34,257.40	43,722.77	100.0%
TOTAL REVENUES		-389,250	-389,250	-224,344.80	-64,254.58	.00	-164,905.20	
TOTAL EXPENSES		389,250	389,250	146,364.63	17,623.51	34,257.40	208,627.97	



09/09/2010 15:40
merv

Burke County, Georgia
YEAR-TO-DATE BUDGET REPORT

PG 54
glytdbud

FOR 2010 07

ACCOUNTS FOR: 2500	FOR: SMALL GRANTS FUND	ORIGINAL APPROP	REVISED BUDGET	YTD ACTUAL	MTD ACTUAL	ENCUMBRANCES	AVAILABLE BUDGET	PCT USED
0000								
3250	331002	FEDGNT-EPG	-6,000	-6,000	-819.00	3,424.97	.00	-5,181.00 13.7%*
3250	331010	FEDGRT-ODP	0	0	-109,146.94	-3,186.89	.00	109,146.94 100.0%
3250	331015	07EDWBYRNE	0	0	-6.82	.00	.00	6.82 100.0%
3250	331017	FED09RECOV	-84,161	-84,161	-1,945.57	.00	.00	-82,215.43 2.3%*
3250	331018	FED-09BYRN	-20,515	-20,515	-4,120.00	-4,120.00	.00	-16,395.00 20.1%*
3250	331021	FEDGRT-SIG	0	-319,000	-236,072.75	.00	.00	-82,927.25 74.0%
3250	331022	FEDGR-WKRE	0	0	-4,200.74	.00	.00	4,200.74 100.0%
3250	334006	COOP INITI	0	0	-3,000.00	-3,000.00	.00	3,000.00 100.0%
3250	334114	STGRT-RECO	0	-3,000	-3,000.00	.00	.00	.00 100.0%*
3250	334115	ST GRT-FLU	0	0	-101.75	.00	.00	101.75 100.0%
3250	334117	ST GRNTDOT	-319,000	0	.00	.00	.00	.00 .0%
3250	334119	EMS LAPTOP	0	-18,790	-18,790.46	.00	.00	.00 100.0%
3250	334121	STGRT-JUV	0	0	-1,118.00	-1,118.00	.00	1,118.00 100.0%
3250	389000	MISC REV	0	0	-6,000.00	.00	.00	6,000.00 100.0%
3250	391250	TRANS GF	0	0	-59.83	.00	.00	59.83 100.0%
TOTAL UNDEFINED PROJECT			-429,676	-451,466	-388,381.86	-7,999.92	.00	-63,084.60 86.0%
TOTAL			-429,676	-451,466	-388,381.86	-7,999.92	.00	-63,084.60 86.0%



09/09/2010 15:40
merv

Burke County, Georgia
YEAR-TO-DATE BUDGET REPORT

PG 55
glytdbud

FOR 2010 07

ACCOUNTS FOR: 2500	FOR: SMALL GRANTS FUND	ORIGINAL APPROP	REVISED BUDGET	YTD ACTUAL	MTD ACTUAL	ENCUMBRANCES	AVAILABLE BUDGET	PCT USED
4960 ENRICHMENT PROBATION GRANT								
4963460	523850 CNTRCT LAB	2,000	2,000	1,013.00	220.00	.00	987.00	50.7%
4963460	571000 INTRGV PYT	1,000	1,000	909.00	90.00	.00	91.00	90.9%*
4963460	572000 PYTS AGENCY	3,000	3,000	325.00	75.00	.00	2,675.00	10.8%
TOTAL UNDEFINED PROJECT		6,000	6,000	2,247.00	385.00	.00	3,753.00	37.5%
TOTAL ENRICHMENT PROBATION GRANT		6,000	6,000	2,247.00	385.00	.00	3,753.00	37.5%



09/09/2010 15:40
merv

Burke County, Georgia
YEAR-TO-DATE BUDGET REPORT

PG 56
glytdbud

FOR 2010 07

ACCOUNTS FOR: 2500	FOR: SMALL GRANTS FUND	ORIGINAL APPROP	REVISED BUDGET	YTD ACTUAL	MTD ACTUAL	ENCUMBRANCES	AVAILABLE BUDGET	PCT USED
9070 ODP GRANT - SHERIFFS OFFICE								
9073300	531600 SM EQUIPMT	0	0	109,271.89	.00	.00	-109,271.89	100.0%*
	TOTAL UNDEFINED PROJECT	0	0	109,271.89	.00	.00	-109,271.89	100.0%
	TOTAL ODP GRANT - SHERIFFS OFFICE	0	0	109,271.89	.00	.00	-109,271.89	100.0%





09/09/2010 15:40
merv

Burke County, Georgia
YEAR-TO-DATE BUDGET REPORT

PG 57
glytdbud

FOR 2010 07

ACCOUNTS FOR: 2500	FOR: SMALL GRANTS FUND	ORIGINAL APPROP	REVISED BUDGET	YTD ACTUAL	MTD ACTUAL	ENCUMBRANCES	AVAILABLE BUDGET	PCT USED
9100 GA HISTORICAL RECORDS GRANT								
9106500	531600 SM EQUIPMT	0	3,000	3,059.83	.00	.00	-59.83	102.0%
	TOTAL UNDEFINED PROJECT	0	3,000	3,059.83	.00	.00	-59.83	102.0%
	TOTAL GA HISTORICAL RECORDS GRANT	0	3,000	3,059.83	.00	.00	-59.83	102.0%



09/09/2010 15:40
merv

Burke County, Georgia
YEAR-TO-DATE BUDGET REPORT

PG 58
glytdbud

FOR 2010 07

ACCOUNTS FOR: 2500	FOR: SMALL GRANTS FUND	ORIGINAL APPROP	REVISED BUDGET	YTD ACTUAL	MTD ACTUAL	ENCUMBRANCES	AVAILABLE BUDGET	PCT USED
9130 2007 EDW BYRNE JUSTICE GRANT								
9133300	531600 SM EQUIPMT	0	0	6.82	.00	.00	-6.82	100.0%*
	TOTAL UNDEFINED PROJECT	0	0	6.82	.00	.00	-6.82	100.0%
	TOTAL 2007 EDW BYRNE JUSTICE GRAN	0	0	6.82	.00	.00	-6.82	100.0%



09/09/2010 15:40
merv

Burke County, Georgia
YEAR-TO-DATE BUDGET REPORT

PG 59
glytdbud

FOR 2010 07

ACCOUNTS FOR: 2500	FOR: SMALL GRANTS FUND	ORIGINAL APPROP	REVISED BUDGET	YTD ACTUAL	MTD ACTUAL	ENCUMBRANCES	AVAILABLE BUDGET	PCT USED
9150 PANDEMIC FLU GRANT								
9153920	531100 SUPPLIES	0	0	101.75	.00	.00	-101.75	100.0%*
	TOTAL UNDEFINED PROJECT	0	0	101.75	.00	.00	-101.75	100.0%
	TOTAL PANDEMIC FLU GRANT	0	0	101.75	.00	.00	-101.75	100.0%





09/09/2010 15:40
merv

Burke County, Georgia
YEAR-TO-DATE BUDGET REPORT

PG 60
glytdbud

FOR 2010 07

ACCOUNTS FOR: 2500	FOR: SMALL GRANTS FUND	ORIGINAL APPROP	REVISED BUDGET	YTD ACTUAL	MTD ACTUAL	ENCUMBRANCES	AVAILABLE BUDGET	PCT USED
9170 FED GRNT-09 RECOVERY BYRNE								
9173300	523600 DUES/FEES	10,500	10,500	.00	.00	.00	10,500.00	.0%
9173300	531100 SUPPLIES	8,400	8,400	1,945.57	.00	.00	6,454.43	23.2%
9173300	531600 SM EQUIPMT	65,261	65,261	1,536.15	1,536.15	.00	63,724.85	2.4%
TOTAL UNDEFINED PROJECT		84,161	84,161	3,481.72	1,536.15	.00	80,679.28	4.1%
TOTAL FED GRNT-09 RECOVERY BYRNE		84,161	84,161	3,481.72	1,536.15	.00	80,679.28	4.1%



09/09/2010 15:40
merv

Burke County, Georgia
YEAR-TO-DATE BUDGET REPORT

PG 61
glytdbud

FOR 2010 07

ACCOUNTS FOR: 2500	FOR: SMALL GRANTS FUND	ORIGINAL APPROP	REVISED BUDGET	YTD ACTUAL	MTD ACTUAL	ENCUMBRANCES	AVAILABLE BUDGET	PCT USED
9180 FED GRANT-09 EDW BYRNE GRANT								
9183300	531600 SM EQUIPMT	20,515	20,515	4,120.00	.00	.00	16,395.00	20.1%
	TOTAL UNDEFINED PROJECT	20,515	20,515	4,120.00	.00	.00	16,395.00	20.1%
	TOTAL FED GRANT-09 EDW BYRNE GRAN	20,515	20,515	4,120.00	.00	.00	16,395.00	20.1%



09/09/2010 15:40
merv

Burke County, Georgia
YEAR-TO-DATE BUDGET REPORT

PG 62
glytdbud

FOR 2010 07

ACCOUNTS FOR: 2500	FOR: SMALL GRANTS FUND	ORIGINAL APPROP	REVISED BUDGET	YTD ACTUAL	MTD ACTUAL	ENCUMBRANCES	AVAILABLE BUDGET	PCT USED
9190 STATE GRANT-WORK READY								
9197520	523300 ADS	0	0	207.42	.00	.00	-207.42	100.0%*
9197520	523500 TRAVEL	0	0	299.15	.00	.00	-299.15	100.0%*
9197520	531100 SUPPLIES	0	0	4,779.75	250.00	.00	-4,779.75	100.0%*
9197520	531300 FOOD	0	0	164.42	.00	.00	-164.42	100.0%*
TOTAL UNDEFINED PROJECT		0	0	5,450.74	250.00	.00	-5,450.74	100.0%
TOTAL STATE GRANT-WORK READY		0	0	5,450.74	250.00	.00	-5,450.74	100.0%



09/09/2010 15:40
merv

Burke County, Georgia
YEAR-TO-DATE BUDGET REPORT

PG 63
glytdbud

FOR 2010 07

ACCOUNTS FOR: 2500	FOR: SMALL GRANTS FUND	ORIGINAL APPROP	REVISED BUDGET	YTD ACTUAL	MTD ACTUAL	ENCUMBRANCES	AVAILABLE BUDGET	PCT USED
9210 STRIPING AND SIGNAGE GRANT								
9214226	541200 SITE IMPRV	319,000	319,000	265,019.60	29,212.35	47,158.20	6,822.20	97.9%*
	TOTAL UNDEFINED PROJECT	319,000	319,000	265,019.60	29,212.35	47,158.20	6,822.20	97.9%
	TOTAL STRIPING AND SIGNAGE GRANT	319,000	319,000	265,019.60	29,212.35	47,158.20	6,822.20	97.9%



09/09/2010 15:40
merv

Burke County, Georgia
YEAR-TO-DATE BUDGET REPORT

PG 64
glytdbud

FOR 2010 07

ACCOUNTS FOR: 2500	FOR: SMALL GRANTS FUND	ORIGINAL APPROP	REVISED BUDGET	YTD ACTUAL	MTD ACTUAL	ENCUMBRANCES	AVAILABLE BUDGET	PCT USED
9220 GA DCA COOP INITIATIVE GRANT								
9227630	521200 PROF SCVS	0	0	2,500.00	2,460.00	.00	-2,500.00	100.0%*
9227630	531300 FOOD	0	0	500.00	279.34	.00	-500.00	100.0%*
	TOTAL UNDEFINED PROJECT	0	0	3,000.00	2,739.34	.00	-3,000.00	100.0%
	TOTAL GA DCA COOP INITIATIVE GRAN	0	0	3,000.00	2,739.34	.00	-3,000.00	100.0%



09/09/2010 15:40
merv

Burke County, Georgia
YEAR-TO-DATE BUDGET REPORT

PG 65
glytdbud

FOR 2010 07

ACCOUNTS FOR: 2500	SMALL GRANTS FUND	ORIGINAL APPROP	REVISED BUDGET	YTD ACTUAL	MTD ACTUAL	ENCUMBRANCES	AVAILABLE BUDGET	PCT USED
9230 GA DCA BRIDGE GRANT								
9237520	521300 TECH SCVS	0	0	50,000.00	.00	.00	-50,000.00	100.0%*
	TOTAL UNDEFINED PROJECT	0	0	50,000.00	.00	.00	-50,000.00	100.0%
	TOTAL GA DCA BRIDGE GRANT	0	0	50,000.00	.00	.00	-50,000.00	100.0%



FOR 2010 07

ACCOUNTS FOR: 2500	FOR: SMALL GRANTS FUND	ORIGINAL APPROP	REVISED BUDGET	YTD ACTUAL	MTD ACTUAL	ENCUMBRANCES	AVAILABLE BUDGET	PCT USED
9240 LAPTOP COMPUTER GRANT								
9243610	531600 SM EQUIPMT	0	18,790	18,790.46	.00	.00	.00	100.0%*
	TOTAL UNDEFINED PROJECT	0	18,790	18,790.46	.00	.00	.00	100.0%
	TOTAL LAPTOP COMPUTER GRANT	0	18,790	18,790.46	.00	.00	.00	100.0%
	TOTAL SMALL GRANTS FUND	0	0	76,167.95	26,122.92	47,158.20	-123,326.15	100.0%
	TOTAL REVENUES	-429,676	-451,466	-388,381.86	-7,999.92	.00	-63,084.60	
	TOTAL EXPENSES	429,676	451,466	464,549.81	34,122.84	47,158.20	-60,241.55	



09/09/2010 15:40
merv

Burke County, Georgia
YEAR-TO-DATE BUDGET REPORT

PG 67
glytdbud

FOR 2010 07

ACCOUNTS FOR: 2710	FOR: FIRE FUND	ORIGINAL APPROP	REVISED BUDGET	YTD ACTUAL	MTD ACTUAL	ENCUMBRANCES	AVAILABLE BUDGET	PCT USED
0000								
3271	311110	UTILITY TX	-3,821,792	-3,821,792	-4,063,634.86	-313,938.75	.00	241,842.86 106.3%
3271	311120	TIMBER	-25,000	-25,000	-17,366.01	-6,587.66	.00	-7,633.99 69.5%
3271	311190	OTHER TAX	-1,041,649	-1,041,649	-1,002,348.55	294,310.46	.00	-39,300.45 96.2%
3271	311200	PRIOR TAX	-65,000	-65,000	-104,308.96	-82,747.86	.00	39,308.96 160.5%
3271	311310	MV TAXES	-136,000	-136,000	-86,316.97	-28,530.14	.00	-49,683.03 63.5%
3271	311320	MH TAXES	-27,000	-27,000	-5,966.31	-3,744.20	.00	-21,033.69 22.1%*
3271	311350	RAILROAD	-6,000	-6,000	-6,542.35	.00	.00	542.35 109.0%
3271	311500	NOT IN DGS	0	0	-180.67	-180.67	.00	180.67 100.0%
3271	334116	DHR GRANT	-71,428	-71,428	-71,428.57	.00	.57	.57 100.0%
3271	342600	EMS FEES	-1,070,000	-1,070,000	-591,673.52	-88,520.47	.00	-478,326.48 55.3%*
3271	342910	SO CO REP	-25,000	-25,000	-12,994.86	.00	.00	-12,005.14 52.0%*
3271	389000	MISC REV	-1,000	-1,000	-872.95	-60.79	.00	-127.05 87.3%
3271	391250	TRANS GF	-817,731	-852,231	-497,134.75	-71,019.25	.00	-355,096.25 58.3%*
TOTAL UNDEFINED PROJECT			-7,107,600	-7,142,100	-6,460,769.33	-301,019.33	.00	-681,330.67 90.5%
TOTAL			-7,107,600	-7,142,100	-6,460,769.33	-301,019.33	.00	-681,330.67 90.5%



FOR 2010 07

ACCOUNTS FOR: 2710	FIRE FUND	ORIGINAL APPROP	REVISED BUDGET	YTD ACTUAL	MTD ACTUAL	ENCUMBRANCES	AVAILABLE BUDGET	PCT USED
5100 FIRE/EMS/EMA								
5103500	511100	4,098,775	4,098,775	2,483,585.90	296,396.21	.00	1,615,189.10	60.6%*
5103500	511300	884,067	884,067	451,617.59	50,039.13	.00	432,449.41	51.1%*
5103500	512101	450,000	450,000	277,026.40	34,830.25	.00	172,973.60	61.6%*
5103500	512102	27,855	27,855	13,328.54	1,918.91	.00	14,526.46	47.8%*
5103500	512200	328,915	328,915	172,882.87	20,339.64	.00	156,032.13	52.6%*
5103500	512300	64,109	64,109	40,432.71	4,756.93	.00	23,676.29	63.1%*
5103500	512400	397,918	397,918	216,910.63	25,857.77	.00	181,007.37	54.5%*
5103500	512700	88,426	88,426	58,659.53	6,879.40	.00	29,766.47	66.3%*
5103500	521200	8,500	10,000	3,304.00	130.00	5,196.00	1,500.00	85.0%*
5103500	522200	20,000	19,370	4,610.60	.00	15,039.40	-280.00	101.4%*
5103500	522201	75,712	75,712	54,257.49	8,891.89	21,664.07	-209.56	100.3%*
5103500	522202	118,400	118,400	51,390.32	6,494.15	10,277.26	56,732.42	52.1%*
5103500	522300	3,300	3,300	1,916.38	559.88	1,383.62	.00	100.0%*
5103500	523200	34,000	34,000	21,397.13	2,091.83	7,359.59	5,243.28	84.6%*
5103500	523500	2,000	2,000	.00	.00	.00	2,000.00	.0%*
5103500	523600	200	830	667.00	.00	.00	163.00	80.4%*
5103500	523700	1,000	1,000	.00	.00	.00	1,000.00	.0%*
5103500	531100	37,000	32,600	12,509.89	1,721.05	18,451.16	1,638.95	95.0%*
5103500	531101	25,000	25,000	732.84	.00	8,886.01	15,381.15	38.5%*
5103500	531210	8,000	8,000	2,429.68	394.78	.00	5,570.32	30.4%*
5103500	531230	78,000	78,000	49,205.50	5,663.06	.00	28,794.50	63.1%*
5103500	531240	4,000	4,000	3,001.68	206.91	498.32	500.00	87.5%*
5103500	531270	80,000	80,000	40,862.69	9,189.61	.00	39,137.31	51.1%*
5103500	531600	20,000	57,400	11,798.74	4,382.85	1,934.26	43,667.00	23.9%*
5103500	541200	0	0	23,065.00	23,065.00	.00	-23,065.00	100.0%*
5103500	542000	0	0	218,466.00	.00	.00	-218,466.00	100.0%*
5103610	523800	25,000	25,000	20,472.00	150.00	4,421.00	107.00	99.6%*
5103630	522200	91,323	71,233	46,606.25	4,442.02	22,618.33	2,007.96	97.2%*
5103630	523200	15,500	15,500	8,594.28	893.55	2,910.22	3,995.50	74.2%*
5103630	523500	1,000	1,000	.00	.00	.00	1,000.00	.0%*
5103630	523600	200	200	.00	.00	.00	200.00	.0%*
5103630	523700	5,000	5,000	1,415.81	73.25	.00	3,584.19	28.3%*
5103630	523900	1,000	1,000	449.90	102.85	550.10	.00	100.0%*
5103630	531100	60,000	60,000	34,141.12	5,149.58	28,460.52	-2,601.64	104.3%*
5103630	531270	45,000	45,000	23,928.17	4,352.22	.00	21,071.83	53.2%*
5103630	531600	0	1,300	450.00	.00	.00	850.00	34.6%*
5103630	542000	0	18,790	222,236.00	.00	.00	-203,445.54	1182.7%*
5103920	522200	1,000	1,000	.00	-5,375.00	.00	1,000.00	.0%*
5103920	523200	200	200	.00	.00	.00	200.00	.0%*
5103920	523500	2,000	2,000	1,153.32	182.58	70.00	776.68	61.2%*



09/09/2010 15:40
merv

Burke County, Georgia
YEAR-TO-DATE BUDGET REPORT

PG 69
glytdbud

FOR 2010 07

ACCOUNTS FOR: 2710	FIRE FUND	ORIGINAL APPROP	REVISED BUDGET	YTD ACTUAL	MTD ACTUAL	ENCUMBRANCES	AVAILABLE BUDGET	PCT USED
5103920	523600 DUES/FEES	200	200	.00	.00	31.00	169.00	15.5%
5103920	523700 TRAINING	1,000	1,000	.00	.00	.00	1,000.00	.0%
5103920	531100 SUPPLIES	500	500	.00	.00	.00	500.00	.0%
5103920	531300 FOOD	2,500	2,500	540.00	.00	.00	1,960.00	21.6%
5103920	531600 SM EQUIPMT	1,000	1,000	337.36	337.36	282.64	380.00	62.0%*
5103920	541200 SITE IMPRV	0	0	5,375.00	5,375.00	.00	-5,375.00	100.0%*
TOTAL UNDEFINED PROJECT		7,107,600	7,142,100	4,579,758.32	519,492.66	150,033.50	2,412,308.18	66.2%
TOTAL FIRE/EMS/EMA		7,107,600	7,142,100	4,579,758.32	519,492.66	150,033.50	2,412,308.18	66.2%
TOTAL FIRE FUND		0	0	-1,881,011.01	218,473.33	150,033.50	1,730,977.51	100.0%
TOTAL REVENUES		-7,107,600	-7,142,100	-6,460,769.33	-301,019.33	.00	-681,330.67	
TOTAL EXPENSES		7,107,600	7,142,100	4,579,758.32	519,492.66	150,033.50	2,412,308.18	



FOR 2010 07

ACCOUNTS FOR: 2750	FOR: HOTEL/MOTEL TAX FUND	ORIGINAL APPROP	REVISED BUDGET	YTD ACTUAL	MTD ACTUAL	ENCUMBRANCES	AVAILABLE BUDGET	PCT USED
4510 TOURISM								
3275	314100 HOTEL TAX	-2,000	-2,000	-643.21	-13.96	.00	-1,356.79	32.2%*
4517520	611009 TRANS GF	2,000	2,000	643.21	13.96	.00	1,356.79	32.2%
	TOTAL UNDEFINED PROJECT	0	0	.00	.00	.00	.00	.0%
	TOTAL TOURISM	0	0	.00	.00	.00	.00	.0%
	TOTAL HOTEL/MOTEL TAX FUND	0	0	.00	.00	.00	.00	.0%
	TOTAL REVENUES	-2,000	-2,000	-643.21	-13.96	.00	-1,356.79	
	TOTAL EXPENSES	2,000	2,000	643.21	13.96	.00	1,356.79	



09/09/2010 15:40
merv

Burke County, Georgia
YEAR-TO-DATE BUDGET REPORT

PG 71
glytdbud

FOR 2010 07

ACCOUNTS FOR: 3200	FOR: SPLOST FUND	ORIGINAL APPROP	REVISED BUDGET	YTD ACTUAL	MTD ACTUAL	ENCUMBRANCES	AVAILABLE BUDGET	PCT USED
0000								
3320	304210 BAL FORWAR	-2,358,331	-2,358,331	.00	.00	.00	-2,358,331.02	.0%*
3320	313200 SPLOST	-1,645,375	-1,645,375	.00	.00	.00	-1,645,374.77	.0%
3320	361000 INTEREST	18,320	18,320	.00	.00	.00	18,320.32	.0%*
3320	391230 TRN FR CPF	147,998	147,998	.00	.00	.00	147,997.82	.0%
	TOTAL UNDEFINED PROJECT	-3,837,388	-3,837,388	.00	.00	.00	-3,837,387.65	.0%
	TOTAL	-3,837,388	-3,837,388	.00	.00	.00	-3,837,387.65	.0%



FOR 2010 07

ACCOUNTS FOR: 3200 SPLOST FUND	ORIGINAL APPROP	REVISED BUDGET	YTD ACTUAL	MTD ACTUAL	ENCUMBRANCES	AVAILABLE BUDGET	PCT USED
<hr/>							
5500 INDUSTRIAL DEVELOPMENT AUTHORI							
9507520 611007 TRANS IDF	-57,889	-57,889	.00	.00	.00	-57,888.77	.0%
9507520 611010 TRANS CPF	-3,080	-3,080	.00	.00	.00	-3,080.00	.0%
TOTAL UNDEFINED PROJECT	-60,969	-60,969	.00	.00	.00	-60,968.77	.0%
TOTAL INDUSTRIAL DEVELOPMENT AUTH	-60,969	-60,969	.00	.00	.00	-60,968.77	.0%



09/09/2010 15:40
merv

Burke County, Georgia
YEAR-TO-DATE BUDGET REPORT

PG 73
glytdbud

FOR 2010 07

ACCOUNTS FOR: 3200	SPLOST FUND	ORIGINAL APPROP	REVISED BUDGET	YTD ACTUAL	MTD ACTUAL	ENCUMBRANCES	AVAILABLE BUDGET	PCT USED
9500 SPECIAL PURPOSE SALES TAX								
9501510	521300 TECH SCVS	830	830	.00	.00	.00	830.00	.0%
9504221	611010 TRANS CPF	1,299,209	1,299,209	.00	.00	.00	1,299,208.71	.0%
9504960	571003 WAYNESBORO	185,585	185,585	.00	.00	.00	185,585.19	.0%
9504960	571004 SARDIS	42,096	42,096	.00	.00	.00	42,095.80	.0%
9504960	571005 GIRARD	-8,281	-8,281	.00	.00	.00	-8,280.95	.0%
9504960	611010 TRANS CPF	-23,567	-23,567	.00	.00	.00	-23,567.15	.0%
9506100	611010 TRANS CPF	-178,108	-178,108	.00	.00	.00	-178,107.56	.0%
9506500	611010 TRANS CPF	-358,320	-358,320	.00	.00	.00	-358,320.03	.0%
9508000	611004 TRANS TO D	875,920	875,920	.00	.00	.00	875,920.00	.0%
TOTAL UNDEFINED PROJECT		1,835,364	1,835,364	.00	.00	.00	1,835,364.01	.0%
TOTAL SPECIAL PURPOSE SALES TAX		1,835,364	1,835,364	.00	.00	.00	1,835,364.01	.0%
TOTAL SPLOST FUND		-2,062,992	-2,062,992	.00	.00	.00	-2,062,992.41	.0%
TOTAL REVENUES		-3,837,388	-3,837,388	.00	.00	.00	-3,837,387.65	
TOTAL EXPENSES		1,774,395	1,774,395	.00	.00	.00	1,774,395.24	



09/09/2010 15:40
merv

Burke County, Georgia
YEAR-TO-DATE BUDGET REPORT

PG 74
glytdbud

FOR 2010 07

ACCOUNTS FOR: 3220 SPLOST II	ORIGINAL APPROP	REVISED BUDGET	YTD ACTUAL	MTD ACTUAL	ENCUMBRANCES	AVAILABLE BUDGET	PCT USED
0000							
3322 304210 BAL FORWAR	-248,000	-248,000	.00	.00	.00	-248,000.00	.0%*
3322 313200 SPLOST	-3,200,000	-3,200,000	-2,720,773.95	-263,999.51	.00	-479,226.05	85.0%
3322 361000 INTEREST	-10,000	-10,000	-480.24	-163.41	.00	-9,519.76	4.8%*
TOTAL UNDEFINED PROJECT	-3,458,000	-3,458,000	-2,721,254.19	-264,162.92	.00	-736,745.81	78.7%
TOTAL	-3,458,000	-3,458,000	-2,721,254.19	-264,162.92	.00	-736,745.81	78.7%



09/09/2010 15:40
merv

Burke County, Georgia
YEAR-TO-DATE BUDGET REPORT

PG 75
glytdbud

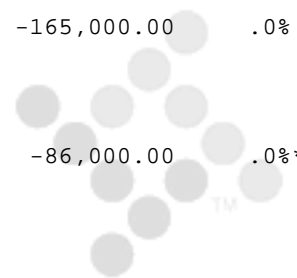
FOR 2010 07

ACCOUNTS FOR: 3220 SPLOST II	ORIGINAL APPROP	REVISED BUDGET	YTD ACTUAL	MTD ACTUAL	ENCUMBRANCES	AVAILABLE BUDGET	PCT USED
9520 SPLOST II							
9521565 611010 TRANS CPF	1,406,000	1,406,000	.00	.00	.00	1,406,000.00	.0%
9524221 531100 SUPPLIES	0	0	18.50	.00	.00	-18.50	100.0%*
9524960 571003 WAYNESBORO	717,000	717,000	874,933.27	66,350.95	.00	-157,933.27	122.0%*
9524960 571004 SARDIS	170,000	170,000	201,907.67	15,311.75	.00	-31,907.67	118.8%*
9524960 571005 GIRARD	5,000	5,000	.00	.00	.00	5,000.00	.0%
9524960 571006 KEYSVILLE	210,000	210,000	12,586.80	1,391.40	.00	197,413.20	6.0%
9524960 571007 MIDVILLE	90,000	90,000	100,953.84	7,655.88	.00	-10,953.84	112.2%*
9524960 571008 HOSP AUTH	310,000	310,000	305,095.41	23,137.04	.00	4,904.59	98.4%*
9527520 611007 TRANS IDF	550,000	550,000	.00	.00	.00	550,000.00	.0%
TOTAL UNDEFINED PROJECT	3,458,000	3,458,000	1,495,495.49	113,847.02	.00	1,962,504.51	43.2%
TOTAL SPLOST II	3,458,000	3,458,000	1,495,495.49	113,847.02	.00	1,962,504.51	43.2%
TOTAL SPLOST II	0	0	-1,225,758.70	-150,315.90	.00	1,225,758.70	100.0%
TOTAL REVENUES	-3,458,000	-3,458,000	-2,721,254.19	-264,162.92	.00	-736,745.81	
TOTAL EXPENSES	3,458,000	3,458,000	1,495,495.49	113,847.02	.00	1,962,504.51	



FOR 2010 07

ACCOUNTS FOR: 3500	CAPITAL PROJECTS FUND	ORIGINAL APPROP	REVISED BUDGET	YTD ACTUAL	MTD ACTUAL	ENCUMBRANCES	AVAILABLE BUDGET	PCT USED
0000								
3350	371002 DONA-OLDJA	0	0	-120.00	.00	.00	120.00	100.0%
	TOTAL UNDEFINED PROJECT	0	0	-120.00	.00	.00	120.00	100.0%
4000 OLD JAIL RENOVATION								
3350	371000 4000 DONATIONS	-30,000	-30,000	.00	.00	.00	-30,000.00	.0%*
3350	391212 4000 SPLOST II	-50,000	-50,000	.00	.00	.00	-50,000.00	.0%*
	TOTAL OLD JAIL RENOVATION	-80,000	-80,000	.00	.00	.00	-80,000.00	.0%
4051 AIRPORT RUNWAY EXTENSION								
3350	331351 4051 FEDGRT-AIR	0	0	-170,966.75	-170,966.75	.00	170,966.75	100.0%
3350	334310 4051 ST GRT-AIR	-1,954,500	-1,954,500	-3,991.62	170,966.75	.00	-1,950,508.38	.2%*
3350	391250 4051 TRANS GF	-106,415	-106,415	-104,105.47	-104,105.47	.00	-2,309.53	97.8%
	TOTAL AIRPORT RUNWAY EXTENSION	-2,060,915	-2,060,915	-279,063.84	-104,105.47	.00	-1,781,851.16	13.5%
6000 RECREATION PROJECTS								
3350	391212 6000 SPLOST II	-165,000	-165,000	.00	.00	.00	-165,000.00	.0%*
	TOTAL RECREATION PROJECTS	-165,000	-165,000	.00	.00	.00	-165,000.00	.0%
8026 OLD SARDIS ROAD								
3350	391212 8026 SPLOST II	-65,000	-65,000	.00	.00	.00	-65,000.00	.0%*
3350	391250 8026 TRANS GF	-100,000	-100,000	.00	.00	.00	-100,000.00	.0%*
	TOTAL OLD SARDIS ROAD	-165,000	-165,000	.00	.00	.00	-165,000.00	.0%
8028 FRANK FARMER ROAD TO CLEAR SPRGS CH								
3350	391212 8028 SPLOST II	-86,000	-86,000	.00	.00	.00	-86,000.00	.0%*



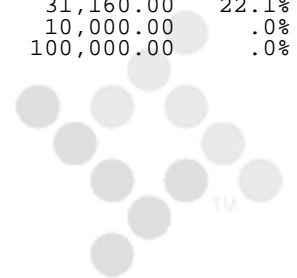
FOR 2010 07

ACCOUNTS FOR: 3500	CAPITAL PROJECTS FUND	ORIGINAL APPROP	REVISED BUDGET	YTD ACTUAL	MTD ACTUAL	ENCUMBRANCES	AVAILABLE BUDGET	PCT USED
3350	391250 8028 TRANS GF	-200,000	-200,000	.00	.00	.00	-200,000.00	.0%*
	TOTAL FRANK FARMER ROAD TO CLEAR	-286,000	-286,000	.00	.00	.00	-286,000.00	.0%
<hr/>								
8277	WYATT PLACE ROAD PROJECT							
3350	391212 8277 SPLOST II	-700,000	-700,000	.00	.00	.00	-700,000.00	.0%*
3350	391250 8277 TRANS GF	-1,101,076	-1,101,076	.00	.00	.00	-1,101,076.00	.0%*
	TOTAL WYATT PLACE ROAD PROJECT	-1,801,076	-1,801,076	.00	.00	.00	-1,801,076.00	.0%
<hr/>								
8361	COLEMAN YOUNG ROAD PAVING PROJECT							
3350	391212 8361 SPLOST II	-250,000	-250,000	.00	.00	.00	-250,000.00	.0%*
	TOTAL COLEMAN YOUNG ROAD PAVING P	-250,000	-250,000	.00	.00	.00	-250,000.00	.0%
<hr/>								
8810	2010 RESURFACING PROJECT							
3350	391212 8810 RESURFACIN	-90,000	-90,000	.00	.00	.00	-90,000.00	.0%*
3350	391250 8810 TRANS GF	-100,000	-100,000	.00	.00	.00	-100,000.00	.0%*
	TOTAL 2010 RESURFACING PROJECT	-190,000	-190,000	.00	.00	.00	-190,000.00	.0%
	TOTAL	-4,997,991	-4,997,991	-279,183.84	-104,105.47	.00	-4,718,807.16	5.6%



FOR 2010 07

ACCOUNTS FOR: 3500	FOR: CAPITAL PROJECTS FUND	ORIGINAL APPROP	REVISED BUDGET	YTD ACTUAL	MTD ACTUAL	ENCUMBRANCES	AVAILABLE BUDGET	PCT USED
8000 ROAD PROJECTS								
8026 OLD SARDIS ROAD								
8004221	523900 8026 OTHER PURC	5,000	5,000	.00	.00	.00	5,000.00	.0%
8004221	531100 8026 SUPPLIES	30,000	30,000	.00	.00	.00	30,000.00	.0%
8004221	611009 8026 TRANS GF	130,000	130,000	.00	.00	.00	130,000.00	.0%
TOTAL OLD SARDIS ROAD		165,000	165,000	.00	.00	.00	165,000.00	.0%
8028 FRANK FARMER ROAD TO CLEAR SPRGS CH								
8004221	523900 8028 OTHER PURC	6,000	6,000	.00	.00	.00	6,000.00	.0%
8004221	531100 8028 SUPPLIES	40,000	40,000	.00	.00	.00	40,000.00	.0%
8004221	611009 8028 TRANS GF	240,000	240,000	.00	.00	.00	240,000.00	.0%
TOTAL FRANK FARMER ROAD TO CLEAR		286,000	286,000	.00	.00	.00	286,000.00	.0%
8277 WYATT PLACE ROAD PROJECT								
8004221	521200 8277 PROF SCVS	5,000	5,000	.00	.00	.00	5,000.00	.0%
8004221	521300 8277 TECH SCVS	13,000	13,000	.00	.00	.00	13,000.00	.0%
8004221	523600 8277 DUES/FEES	3,000	3,000	.00	.00	.00	3,000.00	.0%
8004221	523900 8277 OTHER PURC	100,000	100,000	.00	.00	.00	100,000.00	.0%
8004221	531100 8277 SUPPLIES	400,000	400,000	.00	.00	.00	400,000.00	.0%
8004221	531104 8277 PAINT & BE	4,000	4,000	.00	.00	.00	4,000.00	.0%
8004221	611009 8277 TRANS GF	1,276,076	1,276,076	.00	.00	.00	1,276,076.00	.0%
TOTAL WYATT PLACE ROAD PROJECT		1,801,076	1,801,076	.00	.00	.00	1,801,076.00	.0%
8361 COLEMAN YOUNG ROAD PAVING PROJECT								
8004221	521300 8361 TECH SCVS	40,000	40,000	8,840.00	.00	.00	31,160.00	22.1%
8004221	523900 8361 OTHER PURC	10,000	10,000	.00	.00	.00	10,000.00	.0%
8004221	531100 8361 SUPPLIES	100,000	100,000	.00	.00	.00	100,000.00	.0%



FOR 2010 07

ACCOUNTS FOR: 3500	CAPITAL PROJECTS FUND	ORIGINAL APPROP	REVISED BUDGET	YTD ACTUAL	MTD ACTUAL	ENCUMBRANCES	AVAILABLE BUDGET	PCT USED
8004221 611009 8361	TRANS GF	100,000	100,000	.00	.00	.00	100,000.00	.0%
TOTAL COLEMAN YOUNG ROAD PAVING P		250,000	250,000	8,840.00	.00	.00	241,160.00	3.5%
8810 2010 RESURFACING PROJECT								
8004221 523900 8810	OTHER PURC	0	0	1,541.26	.00	1,458.74	-3,000.00	100.0%*
8004221 531100 8810	SUPPLIES	90,000	90,000	48,556.44	.00	7,002.43	34,441.13	61.7%*
8004221 611009 8810	TRANS GF	100,000	100,000	.00	.00	.00	100,000.00	.0%
TOTAL 2010 RESURFACING PROJECT		190,000	190,000	50,097.70	.00	8,461.17	131,441.13	30.8%
TOTAL ROAD PROJECTS		2,692,076	2,692,076	58,937.70	.00	8,461.17	2,624,677.13	2.5%



09/09/2010 15:40
merv

Burke County, Georgia
YEAR-TO-DATE BUDGET REPORT

PG 80
glytdbud

FOR 2010 07

ACCOUNTS FOR: 3500	FOR: CAPITAL PROJECTS FUND	ORIGINAL APPROP	REVISED BUDGET	YTD ACTUAL	MTD ACTUAL	ENCUMBRANCES	AVAILABLE BUDGET	PCT USED
8200 RECREATION PROJECTS								
6000 RECREATION PROJECTS								
8206100	521200 6000 PROF SCVS	0	0	3,170.81	.00	.00	-3,170.81	100.0%*
8206100	541200 6000 SITE IMPRV	165,000	165,000	.00	.00	.00	165,000.00	.0%
TOTAL RECREATION PROJECTS		165,000	165,000	3,170.81	.00	.00	161,829.19	1.9%
6001 BROXTON PARK IMPROVEMENTS								
8206100	541400 6001 INFRASTRUC	0	0	.00	.00	3,750.00	-3,750.00	100.0%*
TOTAL BROXTON PARK IMPROVEMENTS		0	0	.00	.00	3,750.00	-3,750.00	100.0%
TOTAL RECREATION PROJECTS		165,000	165,000	3,170.81	.00	3,750.00	158,079.19	4.2%



09/09/2010 15:40
merv

Burke County, Georgia
YEAR-TO-DATE BUDGET REPORT

PG 81
glytdbud

FOR 2010 07

ACCOUNTS FOR: 3500	FOR: CAPITAL PROJECTS FUND	ORIGINAL APPROP	REVISED BUDGET	YTD ACTUAL	MTD ACTUAL	ENCUMBRANCES	AVAILABLE BUDGET	PCT USED
8400 PUBLIC BUILDING PROJECTS								
4000 OLD JAIL RENOVATION								
8401565	521200 4000 PROF SCVS	5,000	5,000	420.00	.00	.00	4,580.00	8.4%
8401565	541200 4000 SITE IMPRV	75,000	75,000	28,701.70	.00	.00	46,298.30	38.3%
	TOTAL OLD JAIL RENOVATION	80,000	80,000	29,121.70	.00	.00	50,878.30	36.4%
	TOTAL PUBLIC BUILDING PROJECTS	80,000	80,000	29,121.70	.00	.00	50,878.30	36.4%



09/09/2010 15:40
merv

Burke County, Georgia
YEAR-TO-DATE BUDGET REPORT

PG 82
glytddbud

FOR 2010 07

ACCOUNTS FOR: 3500	CAPITAL PROJECTS FUND			ORIGINAL APPROP	REVISED BUDGET	YTD ACTUAL	MTD ACTUAL	ENCUMBRANCES	AVAILABLE BUDGET	PCT USED
8600 AIRPORT PROJECTS										
4051 AIRPORT RUNWAY EXTENSION										
8607563	521200	4051	PROF SCVS	0	0	16,600.00	16,600.00	.00	-16,600.00	100.0%*
8607563	541000	4051	PROPERTY	258,665	258,665	262,463.84	.00	.00	-3,798.84	101.5%*
8607563	541200	4051	SITE IMPRV	1,802,250	1,802,250	.00	.00	.00	1,802,250.00	.0%
TOTAL AIRPORT RUNWAY EXTENSION				2,060,915	2,060,915	279,063.84	16,600.00	.00	1,781,851.16	13.5%
TOTAL AIRPORT PROJECTS				2,060,915	2,060,915	279,063.84	16,600.00	.00	1,781,851.16	13.5%
TOTAL CAPITAL PROJECTS FUND				0	0	91,110.21	-87,505.47	12,211.17	-103,321.38	100.0%
TOTAL REVENUES				-4,997,991	-4,997,991	-279,183.84	-104,105.47	.00	-4,718,807.16	
TOTAL EXPENSES				4,997,991	4,997,991	370,294.05	16,600.00	12,211.17	4,615,485.78	



09/09/2010 15:40
 merv

 |Burke County, Georgia
 |YEAR-TO-DATE BUDGET REPORT

 |PG 83
 |glytdbud

FOR 2010 07

ACCOUNTS FOR: 4100	FOR: GO BONDS DEBT SERVICE FUND	ORIGINAL APPROP	REVISED BUDGET	YTD ACTUAL	MTD ACTUAL	ENCUMBRANCES	AVAILABLE BUDGET	PCT USED
0000								
3410	391211 SPLOST TRN	-875,920	35,840	.00	.00	.00	35,840.00	.0%
	TOTAL UNDEFINED PROJECT	-875,920	35,840	.00	.00	.00	35,840.00	.0%
	TOTAL	-875,920	35,840	.00	.00	.00	35,840.00	.0%



09/09/2010 15:40
merv

Burke County, Georgia
YEAR-TO-DATE BUDGET REPORT

PG 84
glytdbud

FOR 2010 07

ACCOUNTS FOR: 4100	FOR: GO BONDS DEBT SERVICE FUND	ORIGINAL APPROP	REVISED BUDGET	YTD ACTUAL	MTD ACTUAL	ENCUMBRANCES	AVAILABLE BUDGET	PCT USED
9610 GO BONDS DEBT SERVICE								
9611518	581000 PRINCIPAL	-20,000	-870,000	.00	.00	.00	-870,000.00	.0%
9611518	582300 INTEREST	20,000	-41,760	.00	.00	.00	-41,760.00	.0%
	TOTAL UNDEFINED PROJECT	0	-911,760	.00	.00	.00	-911,760.00	.0%
	TOTAL GO BONDS DEBT SERVICE	0	-911,760	.00	.00	.00	-911,760.00	.0%
	TOTAL GO BONDS DEBT SERVICE FUND	-875,920	-875,920	.00	.00	.00	-875,920.00	.0%
	TOTAL REVENUES	-875,920	35,840	.00	.00	.00	35,840.00	
	TOTAL EXPENSES	0	-911,760	.00	.00	.00	-911,760.00	



09/09/2010 15:40
merv

Burke County, Georgia
YEAR-TO-DATE BUDGET REPORT

PG 85
glytdbud

FOR 2010 07

ACCOUNTS FOR: 5400	FOR: SOLID WASTE FUND	ORIGINAL APPROP	REVISED BUDGET	YTD ACTUAL	MTD ACTUAL	ENCUMBRANCES	AVAILABLE BUDGET	PCT USED
0000								
3540	344150 TIPPING FE	-400,000	-490,000	-193,356.52	-17,799.61	.00	-296,643.48	39.5%*
3540	391250 TRANS GF	-1,031,214	-1,031,214	-697,183.77	-117,136.31	.00	-334,030.23	67.6%
	TOTAL UNDEFINED PROJECT	-1,431,214	-1,521,214	-890,540.29	-134,935.92	.00	-630,673.71	58.5%
	TOTAL	-1,431,214	-1,521,214	-890,540.29	-134,935.92	.00	-630,673.71	58.5%





09/09/2010 15:40
merv

Burke County, Georgia
YEAR-TO-DATE BUDGET REPORT

PG 86
glytdbud

FOR 2010 07

ACCOUNTS FOR: 5400	SOLID WASTE FUND	ORIGINAL APPROP	REVISED BUDGET	YTD ACTUAL	MTD ACTUAL	ENCUMBRANCES	AVAILABLE BUDGET	PCT USED
5600 LANDFILL COLLECTION								
5604520	511100 REG SALARY	131,755	131,755	78,234.14	9,932.80	.00	53,520.86	59.4%*
5604520	511300 OVERTIME	0	0	142.17	.00	.00	-142.17	100.0%*
5604520	512101 BCBS	15,000	15,000	8,322.96	1,135.32	.00	6,677.04	55.5%
5604520	512102 GG LIFE	1,100	1,100	417.12	54.60	.00	682.88	37.9%
5604520	512200 FICA	8,200	8,200	4,594.88	581.10	.00	3,605.12	56.0%
5604520	512300 MEDICARE	2,000	2,000	1,074.64	135.90	.00	925.36	53.7%
5604520	512400 RETIREMENT	12,500	12,500	7,041.15	893.96	.00	5,458.85	56.3%
5604520	512700 WC INS	8,000	8,000	5,214.99	667.84	.00	2,785.01	65.2%*
5604520	522200 REPAIRS	87,000	87,000	74,810.69	11,396.42	.00	12,189.31	86.0%*
5604520	523900 OTHER PURC	10,000	10,000	.00	.00	.00	10,000.00	.0%
5604520	531100 SUPPLIES	5,000	5,000	2,691.08	767.75	1,232.25	1,076.67	78.5%*
5604520	531101 UNIFORMS	1,650	1,650	585.28	132.16	1,064.72	.00	100.0%*
5604520	531106 FOOTWEAR	500	500	390.00	.00	110.00	.00	100.0%*
5604520	531270 FUEL	55,000	55,000	28,238.13	5,072.65	.00	26,761.87	51.3%
5604520	542000 EQUIPMENT	14,750	14,750	.00	.00	.00	14,750.00	.0%
TOTAL UNDEFINED PROJECT		352,455	352,455	211,757.23	30,770.50	2,406.97	138,290.80	60.8%
TOTAL LANDFILL COLLECTION		352,455	352,455	211,757.23	30,770.50	2,406.97	138,290.80	60.8%



09/09/2010 15:40
merv

Burke County, Georgia
YEAR-TO-DATE BUDGET REPORT

PG 87
glytdbud

FOR 2010 07

ACCOUNTS FOR: 5400	SOLID WASTE FUND	ORIGINAL APPROP	REVISED BUDGET	YTD ACTUAL	MTD ACTUAL	ENCUMBRANCES	AVAILABLE BUDGET	PCT USED
5610 LANDFILL DISPOSAL								
5614530	511100 REG SALARY	159,610	159,610	87,663.90	10,822.40	.00	71,946.10	54.9%
5614530	512101 BCBS	20,000	20,000	9,267.12	1,215.36	.00	10,732.88	46.3%
5614530	512102 GG LIFE	1,200	1,200	455.79	76.01	.00	744.21	38.0%
5614530	512200 FICA	9,850	9,850	5,205.05	641.22	.00	4,644.95	52.8%
5614530	512300 MEDICARE	2,300	2,300	1,217.14	149.94	.00	1,082.86	52.9%
5614530	512400 RETIREMENT	16,649	16,649	7,889.78	974.02	.00	8,759.22	47.4%
5614530	512700 WC INS	9,300	9,300	5,812.07	717.52	.00	3,487.93	62.5%*
5614530	521200 PROF SCVS	50,000	50,000	18,390.43	1,351.50	3,249.57	28,360.00	43.3%
5614530	521300 TECH SCVS	20,000	20,000	10,710.00	.00	6,475.00	2,815.00	85.9%*
5614530	522110 DISPOSAL	665,000	665,000	378,187.29	63,644.55	3,414.00	283,398.71	57.4%
5614530	522200 REPAIRS	60,000	60,000	36,073.80	3,261.38	1,187.50	22,738.70	62.1%*
5614530	523200 COMMUNICAT	1,200	1,200	806.55	95.57	.00	393.45	67.2%*
5614530	523300 ADS	100	100	337.39	.00	.00	-237.39	337.4%*
5614530	523500 TRAVEL	200	200	340.56	.00	.00	-140.56	170.3%*
5614530	523600 DUES/FEES	15,000	15,000	17,606.12	17,606.12	.00	-2,606.12	117.4%*
5614530	523700 TRAINING	250	250	600.00	.00	.00	-350.00	240.0%*
5614530	531100 SUPPLIES	5,000	5,000	603.29	.00	1,211.71	3,185.00	36.3%
5614530	531101 UNIFORMS	2,000	2,000	1,231.01	305.34	768.99	.00	100.0%*
5614530	531106 FOOTWEAR	500	500	500.00	.00	.00	.00	100.0%*
5614530	531230 ELECTRIC	4,000	4,000	2,085.51	305.96	.00	1,914.49	52.1%
5614530	531240 LP GAS	600	600	373.97	193.19	.00	226.03	62.3%*
5614530	531270 FUEL	21,000	19,000	6,080.79	923.84	.00	12,919.21	32.0%
5614530	531600 SM EQUIPMT	0	2,000	1,881.50	1,881.50	.00	118.50	94.1%*
5614530	541000 PROPERTY	0	20,000	.00	.00	.00	20,000.00	.0%
5614530	541200 SITE IMPRV	0	70,000	85,464.00	.00	.00	-15,464.00	122.1%*
5614560	521200 PROF SCVS	15,000	15,000	.00	.00	.00	15,000.00	.0%
TOTAL UNDEFINED PROJECT		1,078,759	1,168,759	678,783.06	104,165.42	16,306.77	473,669.17	59.5%
TOTAL LANDFILL DISPOSAL		1,078,759	1,168,759	678,783.06	104,165.42	16,306.77	473,669.17	59.5%
TOTAL SOLID WASTE FUND		0	0	.00	.00	18,713.74	-18,713.74	100.0%
TOTAL REVENUES		-1,431,214	-1,521,214	-890,540.29	-134,935.92	.00	-630,673.71	
TOTAL EXPENSES		1,431,214	1,521,214	890,540.29	134,935.92	18,713.74	611,959.97	



09/09/2010 15:40
merv

Burke County, Georgia
YEAR-TO-DATE BUDGET REPORT

PG 88
glytdbud

FOR 2010 07

ACCOUNTS FOR: 5450	FOR: BURKE TRANSIT FUND	ORIGINAL APPROP	REVISED BUDGET	YTD ACTUAL	MTD ACTUAL	ENCUMBRANCES	AVAILABLE BUDGET	PCT USED
0000								
3545	331006	FEDGRT-DOT	-50,000	-50,000	-64,436.00	.00	14,436.00	128.9%
3545	331350	FEDGRNTCAP	0	0	-71,206.00	13,036.00	71,206.00	100.0%
3545	334350	STGRT-CAPI	0	0	-13,036.00	-13,036.00	13,036.00	100.0%
3545	345510	FARES	-25,000	-25,000	-14,972.30	-2,013.50	-10,027.70	59.9%
3545	345520	CONTRACTS	-110,000	-110,000	-53,465.00	-4,687.00	-56,535.00	48.6%*
3545	345521	CONT-RC	-21,365	-21,365	-30,144.00	-3,192.00	8,779.00	141.1%
3545	391250	TRANS GF	-127,484	-127,484	-10,088.88	-10,088.88	-117,395.12	7.9%*
TOTAL UNDEFINED PROJECT			-333,849	-333,849	-257,348.18	-19,981.38	-76,500.82	77.1%
TOTAL			-333,849	-333,849	-257,348.18	-19,981.38	-76,500.82	77.1%



09/09/2010 15:40
merv

Burke County, Georgia
YEAR-TO-DATE BUDGET REPORT

PG 89
glytdbud

FOR 2010 07

ACCOUNTS FOR: 5450	FOR: BURKE TRANSIT FUND	ORIGINAL APPROP	REVISED BUDGET	YTD ACTUAL	MTD ACTUAL	ENCUMBRANCES	AVAILABLE BUDGET	PCT USED
4450 BURKE TRANSIT								
4455540	511100 REG SALARY	153,363	153,363	106,429.88	11,210.13	.00	46,933.12	69.4%*
4455540	511300 OVERTIME	2,800	2,800	119.72	.00	.00	2,680.28	4.3%*
4455540	512101 BCBS	19,700	19,700	13,944.00	1,743.00	.00	5,756.00	70.8%*
4455540	512102 GG LIFE	600	600	352.52	50.36	.00	247.48	58.8%*
4455540	512200 FICA	9,320	9,320	6,137.35	636.44	.00	3,182.65	65.9%*
4455540	512300 MEDICARE	2,179	2,179	1,435.33	148.84	.00	743.67	65.9%*
4455540	512400 RETIREMENT	13,530	13,530	5,568.41	597.09	.00	7,961.59	41.2%*
4455540	512700 WC INS	3,757	3,757	3,887.89	406.73	.00	-130.89	103.5%*
4455540	521200 PROF SCVS	500	500	.00	.00	.00	500.00	.0%*
4455540	522200 REPAIRS	67,000	67,000	40,872.59	2,652.10	875.00	25,252.41	62.3%*
4455540	523100 INSURANCE	5,000	5,000	4,730.20	.00	.00	269.80	94.6%*
4455540	523200 COMMUNICAT	1,000	1,000	395.82	16.24	168.00	436.18	56.4%*
4455540	523300 ADS	350	350	.00	.00	300.00	50.00	85.7%*
4455540	523500 TRAVEL	700	700	329.29	.00	.00	370.71	47.0%*
4455540	523600 DUES/FEES	0	0	52.00	.00	.00	-52.00	100.0%*
4455540	523700 TRAINING	200	200	.00	.00	.00	200.00	.0%*
4455540	531100 SUPPLIES	1,500	1,500	303.22	.00	803.11	393.67	73.8%*
4455540	531270 FUEL	50,000	50,000	29,859.11	4,391.96	.00	20,140.89	59.7%*
4455540	542000 EQUIPMENT	2,350	2,350	.00	.00	.00	2,350.00	.0%*
4455540	561000 DEPRECIATN	0	0	42,930.85	.00	.00	-42,930.85	100.0%*
TOTAL UNDEFINED PROJECT		333,849	333,849	257,348.18	21,852.89	2,146.11	74,354.71	77.7%*
TOTAL BURKE TRANSIT		333,849	333,849	257,348.18	21,852.89	2,146.11	74,354.71	77.7%*
TOTAL BURKE TRANSIT FUND		0	0	.00	1,871.51	2,146.11	-2,146.11	100.0%*
TOTAL REVENUES		-333,849	-333,849	-257,348.18	-19,981.38	.00	-76,500.82	
TOTAL EXPENSES		333,849	333,849	257,348.18	21,852.89	2,146.11	74,354.71	



09/09/2010 15:40
merv

Burke County, Georgia
YEAR-TO-DATE BUDGET REPORT

PG 90
glytbdud


FOR 2010 07

ACCOUNTS FOR:		ORIGINAL	REVISED	YTD ACTUAL	MTD ACTUAL	ENCUMBRANCES	AVAILABLE	PCT	
5800	INDUSTRIAL DEVELOPMENT FUND	APPROP	BUDGET				BUDGET	USED	
0000									
3580	304210	BAL FORWAR	-2,200,000	-2,200,000	.00	.00	.00	-2,200,000.00	.0%*
3580	361000	INTEREST	-60,000	-60,000	-21,064.71	-18,965.12	.00	-38,935.29	35.1%*
3580	381000	LEASES	-109,000	-109,000	-72,375.00	-8,958.33	.00	-36,625.00	66.4%*
3580	389000	MISC REV	-250,000	-250,000	-112,631.25	-112,631.25	.00	-137,368.75	45.1%*
3580	391212	SPLOST II	-748,000	-748,000	.00	.00	.00	-748,000.00	.0%*
		TOTAL UNDEFINED PROJECT	-3,367,000	-3,367,000	-206,070.96	-140,554.70	.00	-3,160,929.04	6.1%
		TOTAL	-3,367,000	-3,367,000	-206,070.96	-140,554.70	.00	-3,160,929.04	6.1%



FOR 2010 07

ACCOUNTS FOR: 5800	INDUSTRIAL DEVELOPMENT FUND	ORIGINAL APPROP	REVISED BUDGET	YTD ACTUAL	MTD ACTUAL	ENCUMBRANCES	AVAILABLE BUDGET	PCT USED
5500 INDUSTRIAL DEVELOPMENT AUTHORI								
5507520	511100 REG SALARY	98,696	98,696	61,869.70	7,205.16	.00	36,826.30	62.7%*
5507520	511300 OVERTIME	100	100	.00	.00	.00	100.00	.0%
5507520	512101 BCBS	8,500	8,500	4,861.44	607.68	.00	3,638.56	57.2%
5507520	512102 GG LIFE	800	800	311.01	44.48	.00	488.99	38.9%
5507520	512200 FICA	6,500	6,500	3,718.52	432.04	.00	2,781.48	57.2%
5507520	512300 MEDICARE	1,400	1,400	869.59	101.03	.00	530.41	62.1%*
5507520	512400 RETIREMENT	9,050	9,050	5,568.35	648.48	.00	3,481.65	61.5%*
5507520	512700 WC INS	400	400	184.03	19.10	.00	215.97	46.0%
5507520	521200 PROF SCVS	40,000	40,000	50.00	.00	16,000.00	23,950.00	40.1%
5507520	521300 TECH SCVS	2,650	10,650	10,400.00	.00	.00	250.00	97.7%*
5507520	522130 CLEAN SVCS	2,400	2,400	1,200.00	160.00	880.00	320.00	86.7%*
5507520	522200 REPAIRS	7,750	7,750	3,570.77	415.44	200.00	3,979.23	48.7%
5507520	522300 LEASES	3,200	3,200	1,575.00	225.00	1,125.00	500.00	84.4%*
5507520	523200 COMMUNICAT	6,500	5,825	1,411.47	155.05	801.67	3,611.86	38.0%
5507520	523300 ADS	700	700	.00	.00	.00	700.00	.0%
5507520	523500 TRAVEL	13,000	10,400	4,938.31	1,121.92	108.00	5,353.69	48.5%
5507520	523600 DUES/FEES	12,500	12,500	8,462.20	190.00	175.00	3,862.80	69.1%*
5507520	523700 TRAINING	500	975	905.00	225.00	.00	70.00	92.8%*
5507520	531100 SUPPLIES	4,000	4,000	1,246.77	170.20	690.30	2,062.93	48.4%
5507520	531103 DEV DAY	7,000	0	.00	.00	.00	.00	.0%
5507520	531107 PROMOTIONS	8,000	7,000	680.54	338.80	.00	6,319.46	9.7%
5507520	531210 WATER	1,000	1,000	194.15	30.49	.00	805.85	19.4%
5507520	531220 NAT GAS	1,000	1,000	970.81	53.16	.00	29.19	97.1%*
5507520	531230 ELECTRIC	3,000	3,000	865.53	162.63	.00	2,134.47	28.9%
5507520	531270 FUEL	6,000	6,000	1,829.93	356.05	.00	4,170.07	30.5%
5507520	531300 FOOD	1,800	1,800	284.21	32.40	835.79	680.00	62.2%*
5507520	531400 BOOKS	100	100	.00	.00	.00	100.00	.0%
5507520	531600 SM EQUIPMT	1,200	1,200	592.42	592.42	1.00	606.58	49.5%
5507520	541200 SITE IMPRV	1,200,000	1,200,000	.00	.00	.00	1,200,000.00	.0%
5507520	573000 INCENTIVES	500,000	500,000	.00	.00	.00	500,000.00	.0%
5507520	579000 CONTINGENC	1,399,254	1,402,054	.00	.00	.00	1,402,054.00	.0%
5507520	582300 INTEREST	20,000	20,000	7,312.50	.00	.00	12,687.50	36.6%
TOTAL UNDEFINED PROJECT		3,367,000	3,367,000	123,872.25	13,286.53	20,816.76	3,222,310.99	4.3%
TOTAL INDUSTRIAL DEVELOPMENT AUTH		3,367,000	3,367,000	123,872.25	13,286.53	20,816.76	3,222,310.99	4.3%
TOTAL INDUSTRIAL DEVELOPMENT FUND		0	0	-82,198.71	-127,268.17	20,816.76	61,381.95	100.0%
TOTAL REVENUES		-3,367,000	-3,367,000	-206,070.96	-140,554.70	.00	-3,160,929.04	
TOTAL EXPENSES		3,367,000	3,367,000	123,872.25	13,286.53	20,816.76	3,222,310.99	



09/09/2010 15:40
merv

Burke County, Georgia
YEAR-TO-DATE BUDGET REPORT

PG 92
glytdbud

FOR 2010 07

ACCOUNTS FOR: 6100	FOR: VEHICLE MAINTENANCE FUND	ORIGINAL APPROP	REVISED BUDGET	YTD ACTUAL	MTD ACTUAL	ENCUMBRANCES	AVAILABLE BUDGET	PCT USED
0000								
3610	341750 INTFD P&L	-1,307,247	-1,307,247	-717,802.00	-83,589.63	.00	-589,445.00	54.9%*
3610	349000 SVC/FUEL	-800,000	-800,000	-429,748.36	-76,976.17	.00	-370,251.64	53.7%*
	TOTAL UNDEFINED PROJECT	-2,107,247	-2,107,247	-1,147,550.36	-160,565.80	.00	-959,696.64	54.5%
	TOTAL	-2,107,247	-2,107,247	-1,147,550.36	-160,565.80	.00	-959,696.64	54.5%



09/09/2010 15:40
merv

Burke County, Georgia
YEAR-TO-DATE BUDGET REPORT

PG 93
glytbdud

FOR 2010 07

ACCOUNTS FOR:		ORIGINAL	REVISED	YTD ACTUAL	MTD ACTUAL	ENCUMBRANCES	AVAILABLE	PCT
6100	VEHICLE MAINTENANCE FUND	APPROP	BUDGET				BUDGET	USED
7600 VEHICLE MAINTENANCE								
7604900	511100	452,297	452,297	276,166.77	31,446.75	.00	176,130.23	61.1%*
7604900	511300	3,000	3,000	252.00	.00	.00	2,748.00	8.4%*
7604900	512101	76,500	76,500	45,628.48	5,475.68	.00	30,871.52	59.6%*
7604900	512102	3,000	3,000	1,381.71	197.45	.00	1,618.29	46.1%*
7604900	512200	25,000	25,000	15,773.57	1,783.16	.00	9,226.43	63.1%*
7604900	512300	7,000	7,000	3,689.26	417.07	.00	3,310.74	52.7%*
7604900	512400	40,000	40,000	24,854.67	2,830.17	.00	15,145.33	62.1%*
7604900	512700	21,000	21,000	10,042.25	1,099.20	.00	10,957.75	47.8%*
7604900	521300	500	500	.00	.00	.00	500.00	.0%*
7604900	522200	70,000	70,000	42,449.22	4,661.29	7,865.78	19,685.00	71.9%*
7604900	523700	2,000	2,000	.00	.00	.00	2,000.00	.0%*
7604900	531100	600,000	600,000	258,907.88	34,518.34	128,148.17	212,943.95	64.5%*
7604900	531101	6,000	6,000	2,363.53	577.92	3,636.47	.00	100.0%*
7604900	531106	1,600	1,600	1,289.98	.00	310.02	.00	100.0%*
7604900	531270	6,000	6,000	3,269.54	582.60	.00	2,730.46	54.5%*
7604900	531400	500	500	.00	.00	.00	500.00	.0%*
7604900	531590	717,850	717,850	429,748.36	76,976.17	2,403.37	285,698.27	60.2%*
7604900	531591	70,000	70,000	31,237.14	.00	8,762.86	30,000.00	57.1%*
7604900	531600	5,000	5,000	496.00	.00	.00	4,504.00	9.9%*
TOTAL UNDEFINED PROJECT		2,107,247	2,107,247	1,147,550.36	160,565.80	151,126.67	808,569.97	61.6%*
TOTAL VEHICLE MAINTENANCE		2,107,247	2,107,247	1,147,550.36	160,565.80	151,126.67	808,569.97	61.6%*
TOTAL VEHICLE MAINTENANCE FUND		0	0	.00	.00	151,126.67	-151,126.67	100.0%*
TOTAL REVENUES		-2,107,247	-2,107,247	-1,147,550.36	-160,565.80	.00	-959,696.64	
TOTAL EXPENSES		2,107,247	2,107,247	1,147,550.36	160,565.80	151,126.67	808,569.97	



09/09/2010 15:40
merv

Burke County, Georgia
YEAR-TO-DATE BUDGET REPORT

PG 94
glytdbud

FOR 2010 07

ACCOUNTS FOR: 6200	FOR: FACILITY MAINTENANCE	ORIGINAL APPROP	REVISED BUDGET	YTD ACTUAL	MTD ACTUAL	ENCUMBRANCES	AVAILABLE BUDGET	PCT USED
0000								
3620	341750 INT FD CHG	-489,037	-554,037	-284,559.54	-39,646.94	.00	-269,477.46	51.4%*
	TOTAL UNDEFINED PROJECT	-489,037	-554,037	-284,559.54	-39,646.94	.00	-269,477.46	51.4%
	TOTAL	-489,037	-554,037	-284,559.54	-39,646.94	.00	-269,477.46	51.4%



09/09/2010 15:40
merv

Burke County, Georgia
YEAR-TO-DATE BUDGET REPORT

PG 95
glytdbud

FOR 2010 07

ACCOUNTS FOR: 6200	FOR: FACILITY MAINTENANCE	ORIGINAL APPROP	REVISED BUDGET	YTD ACTUAL	MTD ACTUAL	ENCUMBRANCES	AVAILABLE BUDGET	PCT USED
6200 FACILITY MAINTENANCE								
6201565	511100 REG SALARY	194,987	194,987	119,618.06	14,848.80	.00	75,368.94	61.3%*
6201565	511300 OVERTIME	1,000	1,000	314.12	.00	.00	685.88	31.4%
6201565	512101 BCBS	36,000	36,000	24,176.64	3,022.08	.00	11,823.36	67.2%*
6201565	512102 GG LIFE	2,000	2,000	727.08	103.94	.00	1,272.92	36.4%
6201565	512200 FICA	1,300	1,300	6,720.72	831.24	.00	-5,420.72	517.0%*
6201565	512300 MEDICARE	2,900	2,900	1,571.52	194.37	.00	1,328.48	54.2%
6201565	512400 RETIREMENT	18,500	18,500	10,765.64	1,336.40	.00	7,734.36	58.2%
6201565	512700 WC INS	4,000	4,000	2,290.71	283.61	.00	1,709.29	57.3%
6201565	521300 TECH SCVS	100	100	398.00	.00	.00	-298.00	398.0%*
6201565	522200 REPAIRS	120,000	120,000	52,111.68	10,548.97	53,211.16	14,677.16	87.8%*
6201565	523200 COMMUNICAT	2,000	2,000	666.76	89.06	.00	1,333.24	33.3%
6201565	523300 ADS	150	150	.00	.00	100.00	50.00	66.7%*
6201565	523700 TRAINING	500	500	.00	.00	.00	500.00	.0%
6201565	531100 SUPPLIES	0	65,000	12,054.99	1,895.86	15,654.79	37,290.22	42.6%
6201565	531101 UNIFORMS	3,500	3,500	1,614.17	164.20	1,485.83	400.00	88.6%*
6201565	531210 WATER	9,000	9,000	4,808.81	968.84	.00	4,191.19	53.4%
6201565	531220 NAT GAS	12,000	12,000	10,842.02	676.89	.00	1,157.98	90.4%*
6201565	531230 ELECTRIC	66,000	66,000	26,538.05	3,541.94	.00	39,461.95	40.2%
6201565	531240 LP GAS	600	600	809.35	454.30	.00	-209.35	134.9%*
6201565	531270 FUEL	10,500	10,500	3,684.42	686.44	.00	6,815.58	35.1%
6201565	531600 SM EQUIPMT	4,000	4,000	4,846.80	.00	.00	-846.80	121.2%*
TOTAL FACILITY MAINTENANCE		489,037	554,037	284,559.54	39,646.94	70,451.78	199,025.68	64.1%
TOTAL FACILITY MAINTENANCE		0	0	.00	.00	70,451.78	-70,451.78	100.0%
TOTAL REVENUES		-489,037	-554,037	-284,559.54	-39,646.94	.00	-269,477.46	
TOTAL EXPENSES		489,037	554,037	284,559.54	39,646.94	70,451.78	199,025.68	



09/09/2010 15:40
merv

Burke County, Georgia
YEAR-TO-DATE BUDGET REPORT

PG 96
glytdbud

FOR 2010 07

	ORIGINAL APPROP	REVISED BUDGET	YTD ACTUAL	MTD ACTUAL	ENCUMBRANCES	AVAILABLE BUDGET	PCT USED
GRAND TOTAL	-2,984,122	-2,984,122	-7,982,970.36	392,131.86	1,073,916.10	3,924,932.58	231.5%

** END OF REPORT - Generated by Waldrop **



REPORT OPTIONS

Sequence	Field #	Total	Page Break	
Sequence 1	1	Y	Y	Year/Period: 2010/ 7
Sequence 2	2	Y	Y	Print revenue as credit: Y
Sequence 3	12	Y	N	Print totals only: N
Sequence 4	0	N	N	Suppress zero bal accts: Y

Print full GL account: N
Double space: N
Roll projects to object: N
Incl inception to soy: N
Carry forward code: 1
Print journal detail: N
From Yr/Per: 2003/ 8
To Yr/Per: 2003/ 8
Include budget entries: Y
Incl encumb/liq entries: Y
Sort by JE # or PO #: P
Detail format option: 1

Report title:
YEAR-TO-DATE BUDGET REPORT

Print Full or Short description: S
Print MTD Version: Y
Print Revenues-Version headings: N
Format type: 1
Print revenue budgets as zero: N
Include Fund Balance: N
Include requisition amount: N

